



**REUSE IN PRACTICE:
FROM DECONSTRUCTION
TO IMPLEMENTATION**



**GUIDE FOR
INTERIOR FINISHERS**

This guide is intended for contractors active in interior finishing work. It is part of a series of guides introducing the practices of reclamation and reuse of materials. These guides aim to answer the main questions raised by contractors when they reclaim and reuse materials on their worksites.

The guides are available on the website of the Interreg NWE FCRBE project <https://vb.nweurope.eu/fcrbe>. The complete collection covers the following professions: general contractors, wood workers, interior finishing, roofers, demolishers, and companies specialized in infrastructures.

To enable only one guide to be consulted per trade, part of the text is common to all the guides. The parts specific to each guide are indicated by dots or boxes.

AUTHORS

Florence Poncelet and **Thieme Engelborghs** (Buildwise)
Introduction by **Michael Ghyoot** (Rotor) and **Florence Poncelet** (Buildwise)

THANKS TO

Jeroen Vrijders, **Filip Dobbels**, **Stijn Mertens**, **Dominique Nicaise** (Buildwise), **Charlotte Cambier**, **Lara Perez Duenas**, **Jonathan Boulvain** (Embuild), **Michael Ghyoot** (Rotor), **Frédéric Bougrain** (CSTB), **Bruno Domange** (LIST), **Ad Straub** (TU Delft), **Sye Nam Heirbaut** (SECO) for rereading and/or their contribution to these guides.

Charlotte Cambier, **Lara Perez Duenas**, **Delhie Morbée**, **Jonathan Boulvain** (Embuild) for their contribution via interviews carried out, and all contractors, architects and project owners who accepted to share their experiences via these interviews.

CONTACT DETAILS

Durable and Circular Solutions Laboratory (Buildwise)
labo-duci@buildwise.be

This guide was produced under the project, Interreg NWE 739: Facilitating the Circulation of Reclaimed Building Elements, FCRBE), October 2018 - December 2023.

Publication online: September 2023 - Brussels

The aim of the FCRBE project is to increase by +50% (by weight) the amount of reclaimed building elements being circulated in Northwestern Europe by 2032.

This handbook was prepared under one of the three thematic activities of the capitalization of the FCRBE project. This document corresponds to deliverable 1.1 of Activity 1 of the Capitalization Work Package (WP CAP).
<https://vb.nweurope.eu/fcrbe>

The authors and financial backers of the FCRBE project are not responsible for the usage that may be made of the information contained in this document.

This document benefitted from the support of the European Regional Development Funds, through the **Interreg NWE** programme.



PARTNERS



Contents

| | |
|---|-----------|
| 1. Introduction: What is reuse and why is it important for contractors? | 4 |
| 2. What construction materials can be reclaimed and reused? | 8 |
| 3. How can construction materials be reclaimed? | 12 |
| a. How can you be sure that reclaimed materials will be reused? | 13 |
| b. What are the key points when bidding for the reclamation of construction materials? | 18 |
| c. How do you collaborate with subcontractors, architects and customers? | 20 |
| d. How can construction materials be reclaimed? | 21 |
| 4. How are materials prepared for reuse? | 26 |
| 5. What is done with reclaimed materials, or how to get supplies of reuse materials? | 30 |
| 6. How do you build with reuse materials? | 36 |
| a. What are the key points when bidding to implement reuse materials? | 37 |
| b. How do you collaborate with subcontractors, architects and customers? | 40 |
| c. How is the technical performance of reuse materials justified? | 41 |
| d. Who takes responsibility for technical performance? | 46 |
| e. How do you build with reuse materials in practice? | 48 |
| 7. How are the costs of reclamation and construction with reuse materials estimated? | 52 |
| 8. Conclusions | 58 |
| Bibliography | 60 |

A hand is shown holding a piece of white paper with a torn top edge. The paper is positioned in the upper half of the frame, and the hand is visible at the bottom left. The background is a solid, vibrant red color. The overall composition is simple and focuses on the act of holding or presenting the paper.

1.

Introduction:
What is reuse
and why is it important
for contractors?

A new context...

The construction sector is experiencing change. It is having to adjust to new challenges such as climate change, scarcity of natural resources or even price volatility on the market for materials.

The construction and the use of buildings are themselves responsible for significant consequences for the planet and its resources. In the European Union, they represent 50% of the extraction of all materials, 33% of water consumption, 40% of energy demand, 36% of greenhouse gas emissions, and 38% of the waste generated.

With these changes and the growing awareness in mind, the regulatory context will be adapted, as both public authorities and clients will formulate new requirements for carrying out the construction works. Among these, the principles of circular economy have a significant place, and the reclamation of materials and reuse will be increasingly encouraged, and in some cases even mandatory.

Contractors who have already adjusted their practices before the coming into force of these new requirements will thus benefit from a competitive advantage.

...and new practices

In the area of construction, the circular economy is based on the application of many practices:

- Maintaining and refurbishing existing buildings (rather than demolishing them and rebuilding new ones).
- Reclaiming the materials before being cleared during demolition work and reusing them in new structures.
- Using sustainably managed materials of natural origin (in order that these resources have time to be renewed).
- Constructing buildings that can be adapted to changes of use over time (by applying techniques of reversible assembly).
- Better management of demolition waste to recycle it more and the use of materials containing recycled materials.
- Etc.

In this guide, we will concentrate on the questions of reclamation and reuse of the materials.

Before going any further, it is important to define what is meant by the term **reuse**, as against **recycling**. The definition of reuse is as follows: *any operation by which products or components that are not waste are used again for usage that is the same as that for which they had been designed¹. Reuse refers to a practice where a construction element that has been carefully extracted from a building during demolition or refurbishment work is being reused in a new context. During this process, the elements are preserved in an optimal way. Reuse differs from recycling as recycling implies recourse to mechanical or chemical processes with a view to converting an element to restore its status of raw material.*

In francophone countries and regions, the initial term “reuse” has sometimes been translated as “**reemployment**”, and sometimes as “**reuse**”. For example, in France and in Luxembourg, the legislator distinguishes “reemployment” and “reuse”. In this case, reuse is used when the good concerned is checked in the “waste status” box (Naval, 2021). In Belgium, the two terms are generally taken as synonyms. In this guide as well, no distinction will be made.

Finally, the literal definition of reemployment implies “*usage that is the same as that for which they had been designed*”. However, it may be considered that as soon as reuse of the material is certain, its holder can dispose of it as they wish, and of course staying in compliance with the law. In this guide the term ‘Reuse’ is used for both situations: where the element is reused for its **initial use** as well as where it is reused for a **different use** than for which it was designed for.



FURTHER INFORMATION

The booklet *Products or waste? Criteria for reuse* produced as part of the FCRBE project describes further the key concepts of waste, reuse, and preparation for reuse. It also explains why “change of use” is a practice compatible with reuse.

https://vb.nweurope.eu/media/15538/bookletfcrbe-4_waste_product.pdf

¹ Directive-cadre “Déchets” 2008/98/CE [1] - Art 3.13

Reuse has the advantage of contributing to significantly reducing impacts on the environment caused by the building sector. Reusing materials is firstly preventing the production of avoidable waste. It is also about avoiding the impacts that stem from the production of new materials, which can be considerable. Reuse also enables reduction of the extraction of raw materials, stimulates local economies, and conserves the patrimonial value of the materials.

What is changing for contractors

The idea of reclaiming materials and reusing them is of course not new and many companies already practice reuse, occasionally and even, for some, recurrently. The generalization of this approach however has several challenges. It is also accompanied by some changes for companies, including the following:

No more “all in the bin”

Today, during a demolition or renovation, much potentially reusable material continues to be thrown into the bin along with the rest of the waste. It is often the profitability (speed) or spatial restrictions (there’s not enough room on site) that explains this waste. The absence of explicit request from project owners in calls for tenders also plays an important part.

However, new habits are finding their place:

- **Performance of pre-demolition reuse audits**
These are studies generally ordered by the project owner and most often performed by external consultants. These identify material lots with a high reuse potential in buildings (or parts of buildings) planned to be converted or demolished. These studies are sometimes coupled with a forecast of the waste flows generated by the demolition. This listing enables the planning of suitable treatment for the reclaimable lots (e.g. their removal in advance).
- **Prior cleaning work**
Increasingly, demolitions are carried out in separate phases, to ensure specific treatment for the different materials making up a building. This approach helps to ensure better treatment of the outgoing materials, by favouring high quality reclamation and recycling sectors.

- **Missions of careful removal for reuse**
Calls for tender increasingly include services for the careful removal of material lots to ensure their reuse (on the same site, or elsewhere). For these lots, bidders must plan, budget, and carry out careful removal and suitable conditioning. In some cases, they also have to ensure re-circulation of the elements (transactions with professional buyers, transport to a storage place, etc.).
- **Reclamation objectives**
A growing number of calls for tender will integrate reclamation objectives. These can be expressed as minimum reclamation thresholds (e.g. 80% of a surface in porphyry blocks). Potentially, they can also be the object of an assignment criterion: bidders then agree to achieve reclamation rates that they determine themselves and based on which they are compared with their competitors.

Other supply sources

Increasingly specifiers will plan for reused materials in their projects. Accordingly, companies must ensure the supply and/or use of these materials. Companies then have to get supplies from sectors alternative to new product dealers: via professional suppliers, online adverts, or simply by reusing lots reclaimed on the same site (reuse in situ) or on other sites.

New ways of preparing price offers

Integrating the logic of material reclamation and reuse can impact the way price offers are prepared.

The circular economy highlights a new model of value creation based on maintaining existing resources in circulation. Unlike the conventional economy, which is based on the sale of goods to generate higher value, which induces fast cycles of consumption and renewal, the circular economy is based on extending the lifetime of goods already present. In particular, the reuse of building materials favours local work of specialized demolition, restoration and reuse of existing materials, rather than the extraction of virgin resources, the industrial production of new materials and their transport over long distances.

So what does this change for contractors?

- The **cost of reuse materials**. The price of reuse materials on the professional market can differ from the price of new materials. They can be more or less expensive than new materials according to their age, rarity, and what they are compared with!
- For materials reused on site or reclaimed from other sites, the price of the material can be virtually zero. Indeed the materials are already present. However, the **cost of the operations needed for their reuse should be estimated precisely**: removal, cleaning, careful conditioning, storage, transport, performance studies, etc. Experience allows these amounts to be accurately established.

A new role for companies

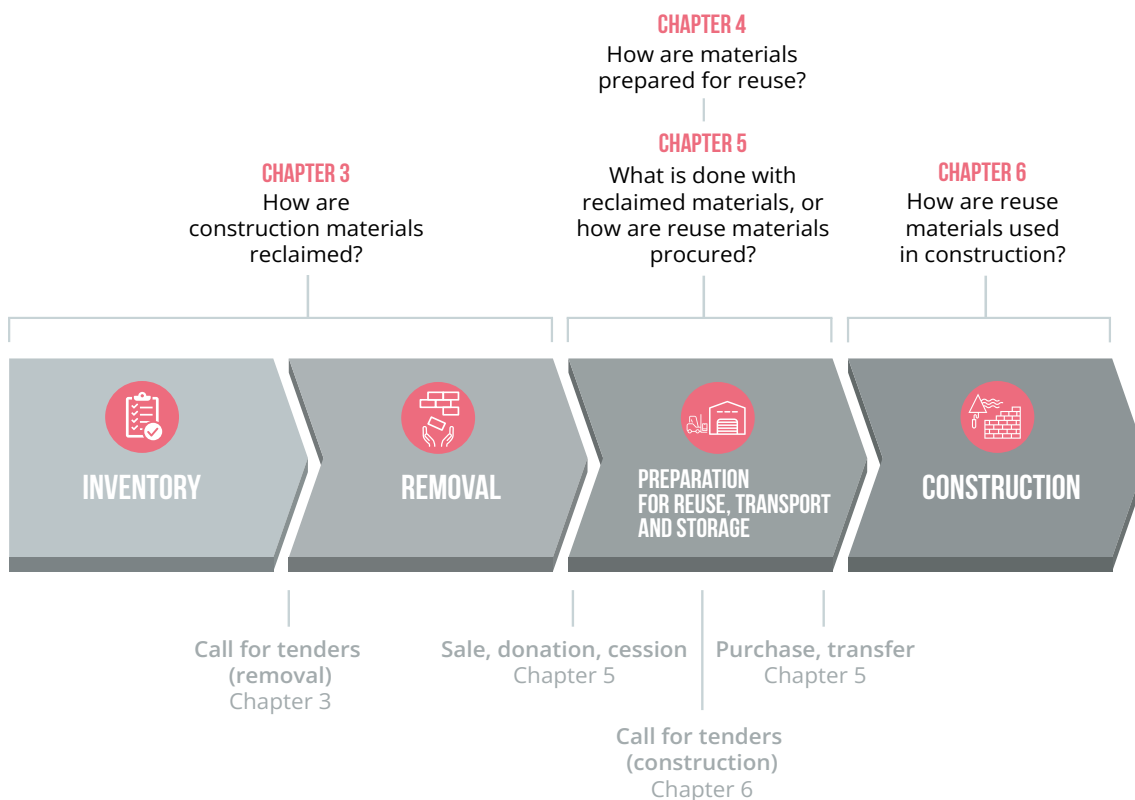
Construction companies can play an important part in this transition towards more circular practices. Their knowledge of the business and materials, their knowhow and technical capabilities are crucial assets!

Here are some ideas for companies to become a driving force in the adoption of reuse practices:

- Drawing the attention of project owners and architects to the possibilities of **reclaiming materials on other worksites**. By their position and operation, companies of the construction sector have privileged access to the sources of reusable materials which other interveners do not have.

- Developing and managing an **internal stock** of materials reclaimed during demolition work, which can be proposed for reuse on other work sites.
- Developing **privileged partnerships with local companies** specialized in the reclamation and resale of certain types of materials, to propose reliable reclamation and reuse solutions to customers and to answer customer demands.
- **Diversifying services**, be established on the market as a company that offers advice about material reuse, as well as solutions for deconstruction, renovation and/or sustainable construction, for example.

This guide aims to supply the answers to the main questions that entrepreneurs can have when they think about adopting practices of reclamation and reuse of materials. It is based on current knowledge in this field. The guide addresses the various key steps, in a practical way such as identification of the reuse potential, the removal processes, preparing materials for reuse, and the construction phase. It also covers aspects related to resale or supply. More theoretical aspects such as calls for tender, collaboration and the establishing of price offers will also be dealt with. Moreover, the guide deals with justification of the technical performance, responsibility, and insurance questions.




A hand is shown holding a piece of white paper against a background that has a torn paper effect. The top part of the image is a solid dark red color, and the bottom part is a lighter, textured red. The hand is positioned on the left side, with fingers spread, holding the paper. The paper is slightly wrinkled and has a soft shadow on the surface it's resting on.

2.

What construction materials
can be reclaimed and reused?

- A company or contractor for interior finishing may be entrusted with several roles related to material reuse: the removal of certain elements, for example during renovation, and constructing with reclaimed materials. The contractor can carry out some of these tasks themselves, and subcontract some of them, for example to certain professionals.
- It is possible to intervene directly or indirectly on a considerable number of different materials. The materials that will be more particularly dealt with in this guide are those related to finishing work.
- The following materials related to interior finishing work (interior finishing of walls and floors) can be subject to reuse. Caution, while the list covers the elements most often reclaimed and reused, this list is not exhaustive. Work related to interior timber elements is covered in the “wood workers” guide.




FURTHER INFORMATION

Reuse Toolkit – Material sheets

A collection of 36 material sheets have been produced in the framework of the FCRBE project. They aim to gather the information currently available likely to facilitate reuse of the materials products of construction. Some information will be reproduced in this guide, but do not hesitate to read these very complete data sheets for more information about the materials to be reclaimed or reused!

https://opalis.eu/sites/default/files/2022-02/FCRBE-All_sheets_merged-EN.pdf

| MATERIALS RELATED TO FINISHING WORK LIABLE TO BE REMOVED OR REUSED | DESCRIPTION ² | DOCUMENTATION |
|--|---|---|
| <p>FLOOR OR WALL STONE SLABS</p>  <p>© Opalis</p> <div style="display: flex; gap: 5px;"> <div style="background-color: #f08080; padding: 2px 5px; border-radius: 5px;"> TO BE RECLAIMED </div> <div style="background-color: #f08080; padding: 2px 5px; border-radius: 5px;"> TO BE REUSED </div> </div> | <p>The reuse of covering of floors, façades, and walls in natural stone is a relatively common practice. On the reuse market there is a great variety of elements, which often reflect regional and historic characteristics. There are many possibilities for treating natural stone elements which enable tailor-made solutions adapted to each project. Thick stone can be sawn in two, smooth stone made rough, damaged stone resized, etc. Wall coverings can often be reused as floor covering (the reverse movement is also possible but not always as evident). Also, stone elements by nature have a very long lifetime.</p> | <p>Material sheet – Reuse Toolkit: Natural stone floor covering slab https://opalis.eu/sites/default/files/2022-01/4.10_en_-_natural_stone_flooring_slab_v01_0.pdf</p> <p>Material sheet – Reuse Toolkit: Natural stone floor covering slab https://opalis.eu/sites/default/files/2022-01/2.90_en_-_natural_stone_wall_covering_slab_v01_0.pdf</p> |

² Most of the descriptions come from the website opalis.eu.

MATERIALS RELATED TO FINISHING WORK LIABLE TO BE REMOVED OR REUSED

DESCRIPTION

DOCUMENTATION

WINDOW SILLS



© Opalis

→ TO BE RECLAIMED

→ TO BE REUSED

Window sills are quite thin elongated natural stone slabs, which are generally placed horizontally, inside a window bay, above a mantelpiece or above a radiator. Their composition can be very variable (marble, granite, limestone, slate, etc.). They are found with certain specialized suppliers and individuals who sell them on second hand platforms. These sills can be reused for identical uses or be changed to make for example a wall covering.

Material sheet – Reuse Toolkit: Natural stone sills https://opalis.eu/sites/default/files/2022-01/4.90_en_-_natural_stone_shelf_v01_0.pdf

TILES



© Opalis

→ TO BE RECLAIMED

→ TO BE REUSED

↑ FREQUENT ON THE REUSE MARKET

Tiles are often found on the reuse market. There are several types: terracotta tiles (tomettes), ceramic tiles, cement tiles. According to types, era and region, their appearance can vary a lot, from the most sophisticated patterns to single colours. Thus, reuse tiles offer many opportunities to give a special atmosphere to various arrangements.

Material sheet – Reuse Toolkit:

Unglazed porcelain tiles

https://opalis.eu/sites/default/files/2022-01/4.30_en_-_unglazed_porcelain_tile_v01_0.pdf

Material sheet – Reuse Toolkit:

Earthenware wall tiles

https://opalis.eu/sites/default/files/2022-01/4.32_en_-_ceramic_wall_tile_v01%20%281%29.pdf

Material sheet – Reuse Toolkit: **Cement based tiles**

https://opalis.eu/sites/default/files/2022-01/4.33_en_-_cement_based_tile_v01_0.pdf

Material sheet – Reuse Toolkit:

Unglazed terracotta tiles

https://opalis.eu/sites/default/files/2022-01/4.31_en_-_unglazed_terracotta_tile_v01_0.pdf




Removal handbook:

<https://reuse.brussels/carrelages>

CCTB 2023: Technical clause: **Removal of**

floor coverings in glued ceramic tiles

https://batiments.wallonie.be/files/unzip/html_CCTB_01.10/Content/06-44-3b-Demontages-de-revetements-de-sol-en-carreaux-ceramiques-colles.html

| MATERIALS RELATED TO FINISHING WORK LIABLE TO BE REMOVED OR REUSED | DESCRIPTION | DOCUMENTATION |
|---|---|---|
| <p>OFFICE LAYOUT ELEMENTS</p>  <p>© Opalis</p> <p>→ TO BE RECLAIMED</p> <p>→ TO BE REUSED</p> | <p>It often happens that office layout elements are renewed after barely 10 years – for example with a change of tenant. This work releases large quantities of reusable elements such as modular partitioning systems, suspended ceilings, raised access floor slabs, carpet slabs, etc. Many of these products have a design life that exceeds their initial use. The reuse of these elements is not yet generalized while a growing number of companies have been storing them or selling them directly from the worksite for some years.</p> | <p>Material sheet – Reuse Toolkit: Carpet tiles https://opalis.eu/sites/default/files/2022-01/4.41_en_-_carpet_tiles_v01_0.pdf</p> <p>Material sheet – Reuse Toolkit: Raised access floors https://opalis.eu/sites/default/files/2022-01/4.40_en_-_raised_access_floor_v01_0.pdf</p> |
| <p>MANTLEPIECES</p>  <p>© Opalis</p> <p>→ TO BE RECLAIMED</p> <p>→ TO BE REUSED</p> <p>↑ FREQUENT ON THE REUSE MARKET</p> | <p>Reclamation mantelpieces have for a long time been prized pieces for producing new interior layouts.</p> <p>Mantelpieces are delicate stone structures, typically made of marble or limestone. They require careful removal. Many dealers in old materials specialize in them. Some have not only hundreds of old mantelpieces in stock but also offer an installation service.</p> | <p>Materiauteek Information about marble mantelpieces: https://materiauteek.brussels/cheminee-en-marbre</p> |
| <p>FINISHING WOOD</p>  <p>© Opalis</p> <p>→ TO BE RECLAIMED</p> <p>→ TO BE REUSED</p> <p>↑ FREQUENT ON THE REUSE MARKET</p> | <p>The information on timber finishing elements can be found in the guide for wood workers.</p> | |

A hand is shown holding a piece of white paper against a background of a construction site. The background is partially obscured by a large, irregular white torn-paper effect that covers the top and right portions of the image. The construction site visible includes a concrete wall and a wooden formwork structure.

3.

How can construction materials be reclaimed?

A. How can you be sure that reclaimed materials will be reused?

Before starting their deconstruction, it is essential to carry out an evaluation of the reusable elements and the non-recoverable elements. The first thing is to evaluate the potential for reuse. Also the demountability can be tested at this stage. Then, elements with proven potential can be added to a reuse inventory. At the same time, it is important

to clearly define the ambitions of the project in terms of reuse. Various partners to the project can contribute to the different tasks whose execution is generally supervised by the architect or the project promoter.

Who takes the initiative?

Before any reuse, one or more actors have to take the initiative. Their motivations can be multiple. The table below gives a view of some of their motivations, which can vary from one project to another.

| INITIATOR | MOTIVATION |
|----------------------------|--|
| Project Owner / Customer | Wants certain elements to be reused and require this in calls for tender |
| Public Authorities | Implement reuse through political initiatives aimed at achieving climate and environmental objectives |
| Architects / Design Office | Can ask to reclaim certain elements with the aim of reusing these in a new project |
| Demolition companies | Are liable to dismantle certain elements easily (and without additional costs) and/or have opportunities for certain materials |
| Construction companies | Plan the reuse of building elements |
| Dealers | Purchase or take back certain items that are economically attractive for resale |
| Producers | Recover their products. Their reclamation enables repairs or improvements and the remarketing of their products |

Evaluation of the reuse potential

Before starting deconstruction of materials for their reuse, it is important to know their potential for reuse. The evaluation of their potential is carried out in two complementary ways:

■ By analogy with frequently reused materials

The frequent reuse of a given material means that the probability of successful reuse is high in this context and that the value attached to this material is significant. Section 2 gives a view of frequently reused materials.

■ Supporting criteria

Various factors can affect, positively or negatively, the reuse potential of the materials. The impact of the different criteria varies from one project to another. Some factors are liable to make reuse harder, but never fully exclude the possibility to reuse. Sometimes it is a matter of getting off the beaten track to find an inventive reuse solution of a material whose potential seemed limited at first. The following factors are developed in the *guide devoted to reuse inventories*.

| + | - |
|--|--|
| Removability and simplicity of deconstruction | Health and safety risks |
| Good condition | Poor condition / damage / disintegration |
| Quantity (large) | Out of fashion |
| Considerable environmental benefit | New more interesting materials |
| High value (authenticity, historic interest, etc.) | Strict technical requirements |
| Economic value | High recycling value |
| Possible logistics | |
| Homogeneity and standard dimensions | |
| Management of risks | |

- The **reuse tiles** are often counted among the “bestsellers” on the reuse market. Many criteria can also help to identify their reuse potential. Firstly, it can be checked if they can be removed, which will depend on their fixing method. The area available for removal should also be sufficient large for the new application or for resale. Of course, their condition must be checked: are they too chipped, cracked, etc? Certain aesthetic defects can however be accepted for reuse. Their value can at the same time be estimated, to see if the cost price is high enough (especially for resale), or to compare them with a new alternative. Old ceramic or cement tiles can have a high patrimonial value. The reuse potential of **natural stone elements** will depend on similar factors.
- **Raised access floors, office partitions and suspended ceilings** are often easy to remove and present in large quantities, given their usage. Their reuse potential will often depend on the wear of the whole lot, the model, and the amount available (Rotor, 2021). Raised access floors are made up of slabs, and jacks and crosspieces in the sub-structure. The latter are rarely reused.
- Some models of **carpet tiles** can be easy to remove. Especially the most recent ones (<15 years). Apart from their removability, their reuse potential essentially depends on the model, the quantities in place, the fixing method and the general condition of the lot (Rotor, 2021).

Reuse inventory

An inventory is defined as a list of relevant information of the various elements. By definition, a reuse inventory only lists the elements whose reuse potential is significant. A crucial step, establishing a reuse inventory tells designers and building owners about the opportunities offered to them, sends information to the market and tells demolishers which elements to dismantle. Finally, looking forward, this inventory also has some potential for surveillance and monitoring of the quantities.

It is best to develop the inventory as early as possible. For example, establishing it can even be carried out during the use phase (in such cases, elements that disappear when moving should be considered) or when the building is empty.

Establishing the inventory can be entrusted to various actors. Normally, when a contractor is set to carry out the deconstruction of certain elements, the inventory will already have been established by the project owner, architect, consultants or a specialized company. Moreover, it can be useful for the contractor in question to produce a reuse inventory themselves. They can establish it according to their ambitions. And carrying out a personal analysis and estimation of the reusable or not materials can be useful.



Establishing this reuse inventory will be done when visiting the worksite. For this some arrangements should be made. A preparation antecedent to the site visit is worth considering. Moreover, it is worth thinking of submitting certain elements to possible deconstruction tests (see below) and as required, looking out for hidden defects. It is also worth having a camera and the required PPE. Apart from the practical aspect, nothing prevents a prior examination of the existing documents related to the building. Drawings, data sheets (FR: fiche technique de produit) and other documents for getting a more precise idea of the reuse potential.

Execution of the measurements required will be done when visiting the worksite. Taking clear photos of the elements having certain reuse potential allows colleagues, partners or potential buyers to get a precise idea of the situation. Submitted to deconstruction tests will be the elements for which some uncertainties remain as to the type of attachment (e.g. glued, dry, etc.) or the deconstruction techniques applicable. For elements whose performance is yet to be fully demonstrated, samples can be taken when visiting the worksite. In such cases, it is important to use clear marking to indicate the original position of the samples taken in the building. When visiting the site, it is important to show some curiosity, in safe conditions. In other words: It is worth examining materials under the covering plaster, unless they contain asbestos.

The inventory is liable to be divided into three parts. The first part gives information relative to the worksite. This part of the inventory will give among other things the contact details of the different actors. The address and nature of the building are also given. As far as possible, plans of the building are also added. All information about the machinery and equipment present (e.g. crane, lift, etc.) can help potential buyers estimate the workload involved should they have to carry out deconstruction themselves.

The second part is in the form of a database table. Minimal information for each element is given in this table. Identification, photo, quantity, dimensions, weight, condition and location of the elements in the building are liable to be listed here. The deconstruction tests and their results, the existence of any sectors, the dismantling phase, the fact that the element in question is already dismantled or that the buyer awaits the supply constitute additional information liable to facilitate the search for opportunities.


Example: Extract of reuse inventory (basic + additional data), produced under the Hertogensite pilot project

| BASIC DATA | | | | | | | | | | | | |
|------------|-------------------------------------|---|----------------|----------|------------|------|--------|----------|-------|--|----------------|-----------------------|
| | Identification | Photo | Quantity | | Dimensions | | Weight | | | In situ placing | Condition | Observation(s) |
| N° | assembly name | | unit | quantity | unit | dim. | unit. | quantity | total | | | |
| 2 | Ceramic wall covering tiles |  | m ² | 200 | | | | 2.66 | | Placed in corridors and sanitary rooms | Traces of wear | Difficult reclamation |
| 3 | Ceramic floor covering slabs type 1 |  | m ² | 677 | | | | 41 | | Placed in rooms | Traces of wear | Reclamation possible |

| IDENTIFICATION | |
|----------------|-------------------------------------|
| no. | Name of assembly / of elements |
| 3 | Ceramic floor covering slabs type 1 |

The third part consists of an additional sheet. The information it contains will be even more detailed. Here documents can be added such as data sheets, more

detailed photos, possible environmental benefits, possible applications, etc. The third part is optional. The relevance of this part will depend on the materials and ambitions.

| ADDITIONAL DATA |
|---|
| Additional photos |
|  |
| Installation |
| Laid on mortar or sand bed. In good condition, easy removal and cleaning |

Deconstruction tests

For a deconstruction test, it is useful to check the fixing method of a given element, the dismantling of this element and the most appropriate dismantling procedure. Moreover, an estimate of the deconstruction time can also be made. Finally, an estimate of the expected loss rate can be given. This is the percentage of the materials which, despite their reuse potential, are not reusable because of damage suffered during their deconstruction.

- When producing the inventory, deconstruction tests will be useful for checking the feasibility of removing certain elements for which the ease of removal can vary, such as tiling. The composition of the support layers (especially hybrid mortar or adhesive mortar) will have an important influence on the removability.
- It will also be useful to inspect all the elements composing the lot when making the inventory, to obtain information useful for justifying the technical performance (see 6.c). For example, identifying possible discoloured areas or areas of pronounced wear on carpet tiles helps establish the sensitivity of the whole lot in these aspects (Rotor, 2021).

Definition of ambitions

The inventory's degree of detail can vary according to the ambition of the requesters.

The inventory can consist of a quick version, with little detail. This version will above all be used to produce inventories of the best-seller or high value materials. The aim is often to sell or give them away. General ambitions are more limited. Of course, if additional information is requested, the inventory can be completed.

Establishing a more detailed inventory requires additional information. This essential addition is due to high expectations, associated with a future clear goal or with possible reclamation of materials whose reuse is less current. Even when verification of technical properties is required, the inclusion of extra details and existing documentation (e.g. data sheets) is an advantage.

Carrying out a reuse inventory can be an iterative process. It is sometimes more interesting and economical to start with a less detailed inventory. Later, details (such as specific dimensions) can be added if the market demands it.



FURTHER INFORMATION



© Buildwise

A guide devoted to establishing a reuse inventory has been written under the Interreg FCRBE project. This [link](#) gives access to this guide combined with a model divided into three separate parts for consulting these documents.

Digitization and the use of digital tools in the construction sector are developing and are considered one of the main steps towards a more efficient and productive construction sector. Tools like "reality capture", scanning technologies, artificial intelligence, BIM models, applications and material databases also have the potential to help the sector to shift towards the circular economy. For example these tools can help us to produce reuse inventories.

A report produced under the FCRBE project describes how digital tools can support the production of reuse audits: https://vb.nweurope.eu/media/17603/fcrbe_digital-tools-for-reuse_final-version_compressed.pdf

The Interreg Digital Deconstruction project has also published many publications on this subject: <https://vb.nweurope.eu/projects/project-search/digital-deconstruction>

B. What are the key points when bidding for the reclamation of construction materials?

Types of contracts

There are two options for calls for tender covering the reuse of materials. It can be a performance obligation (ad hoc procedure) wherein the project owner requires certain quantities or percentages. Services, sales or donations can lead to establishing a public contract combined with a performance obligation. Or it can be an obligation of means requiring the contractor not to spare any effort for reuse.

- In the case of a public contract for **services**, the parties concerned focus on the deconstruction process. The materials used in this context do not usually have high value. The project owner assigns the contract to the bidder who agrees to dismantle the greatest quantity and the greatest variety of materials listed in the inventory. In return, the project owner pays a set amount to the assignee.
- In the case of a **sale**, the deconstruction process is secondary and the value of the materials is often higher. In this case, each article of the inventory will be sold to the highest bidder.
- In the case of a **donation**, the deconstruction process is also secondary and/or the value of the materials is higher. Each article will be given to the bidder able to take the greatest quantity.
- In the case of **obligation of means**, the bidder is required to spare no effort to reuse. This method holds less risk for the contractor. For example, certain technical problems can justify the absence of reclamation of a given material. (Rotor, 2015)

What can be asked?

According to the destination of the reclaimed materials, various activities will be included in the contract in question. For in situ reuse, the parties concerned will focus on the process of deconstruction and storage on site. For the deconstruction of elements for sale, donation or reuse on another site, the parties concerned can also be invited to evaluate the interest of the market, to look for opportunities and to establish a reclamation report.

A *reclamation* report is defined as a document giving a view of the reclaimed materials. This control tool for the project owner's use will be submitted to them prior to payment of the last tranche. Moreover, this tool also constitutes a practical means of communication of the results obtained. The reclamation report gives the quantity of materials reclaimed and will be accompanied by a description

and photos. This report will also be accompanied by a description of the steps taken to find opportunities as well as any supporting documents. (Rotor, 2015)

Possible technical clauses

It is important to carefully read the technical clauses describing the deconstruction of the materials, because they can differ in many respects from the more conventional clauses describing the demolition work. (Rotor, 2015)

- **Characteristics of the materials to be reclaimed**
What are the characteristics that the material in question must satisfy to be reusable?
- **Method of deconstruction and required information**
How does the deconstruction procedure take place? Do certain elements merit being paid special attention or treatment? Are dangerous substances present?
- **Sorting and selection**
Is the contractor responsible for sorting and selecting the reusable materials? Based on what parameters are the lots divided? Which elements are refused?
- **Clearing of non-reusable materials**
Do the non-reusable materials have to be cleared into separate bins? Is there, for certain materials, a direct opportunity which authorizes recycling as new materials?
- **Cleaning and preparations required before any reuse**
Is the contractor responsible for cleaning the materials? Which materials require cleaning? How should they be cleaned? What other operations have to be carried out? What is the final desired result?
- **Transport, storage and conditioning**
Should the materials be transported? What packaging method is to be applied? Against what risks should the materials be protected? Who is responsible for the storage? Where is the storage area located?
- **Ownership**
To whom do the materials belong after deconstruction?
- **Evidence and traceability**
How should the activities targeting reuse of the materials be documented? Which are the documents that the contractor should be able to produce?

Loss rate

In the case of a public contract concluded at the end of the ad hoc procedure, the parties concerned set a quantitative goal. This means that the parties concerned here will reclaim a set quantity or percentage of the recovered materials. In this respect, that a significant part of these materials will become unusable during the deconstruction process must not be ignored. This is what the loss rate covers.

Should a loss rate be communicated by the project owner, it is recommended to understand the situation well to confirm this estimate or request that it is revised as required. The deconstruction tests provide a more precise idea of the situation. It is useful to entrust their execution to the project promoter. As contractor, it is important to carry out the verifications required. If no deconstruction test has been carried out, it is recommended to take the required percentages with a pinch of salt.

In the absence of loss rate communication, there are some options. Either the parties concerned ask the contractor to carry out a deconstruction test for estimating the loss rate, or the contractor offers to carry out a deconstruction test to evaluate this loss rate and the margin of error, or the contractor must show that they have used all the means and techniques necessary to reclaim a maximum of elements in a satisfactory condition. (Rotor, 2015)

Who do the materials belong to?

According to the destination of the materials, the provisions of the following are liable to be contractually decided:

- The removed materials remain the property of the project owner
- The contracting authority remains the owner of the materials listed in an appended inventory.
- Unreserved materials stored on land become the property of the contractor during their reclamation
- The removed materials become the property of the contractor. This is also current practice as part of conventional demolition work. (Rotor, 2015)



FURTHER INFORMATION

Making possible the reclamation of construction materials in public buildings – this document gives a detailed explanation of the different procedures that may be applied:

[Vademecum_recuperatie_van_bouwmaterialen_Rotor.pdf \(rotordb.org\)](#)

CCTB (Cahier des Charges Types du Bâtiment) is the Walloon reference for public specifications for construction and renovation works. It includes standard clauses for the dismantling of certain materials.

[CCTB download \(wallonie.be\)](#)

EXAMPLE OF TECHNICAL CLAUSE FOR THE REMOVAL OF CERAMIC ADHESIVE TILES: EXTRACT OF CCTB 2023:

“ (...)

MATERIALS

General characteristics

The tiles, removed, cleaned and sorted, are stored in different lots according to their type, origin, application and initial use, shape, dimensions, thickness, colour, pattern, cleanliness, and according to the indications of plans and measurements.

The conserved tiles are in good apparent condition. Tiles damaged before or during removal are not conserved, apart from those having certain acceptable defects as described in this article or as necessary in articles [53.51.1a Floor covering in ceramic tiles](#) or [51.61.1a Wall covering in ceramic tiles](#).

Tiles contaminated by dangerous substances or presenting a risk of having been contaminated are not conserved.

Adjustment parts

Some broken tiles can be authorized in small quantities to be integrated in the lots as adjustment parts. These tiles are intact on at least the whole part of half their area, defined in relation to the median or diagonal. As required, the final percentage and the number of incomplete tiles per lot are known by the contractor and are communicated to the patron.

(...)

Storage

Conditioning of the tiles: in bulk on pallets (by default) / in plastic trays / reconditioned in packs / ***.

The various storage methods are subject to the project owner's approval. The tiles are stored in a closed space and they are effectively protected from the sun, rain and wind, to preserve their qualities. This storage area is designed on the site, according to the plans and/or together with the patron. The storage does not interfere with the rest of the work.

(...)

“

A standard clause for the dismantling of floor coverings in ceramic adhesive tiles (for storage and later laying on the worksite) was produced as part of CCTB 2023 (Standard Building Specifications, used in Walloon for public contracts). It is available via the following link (only in French): https://batiments.wallonie.be/files/unzip/html_CCTB_01.10/Content/06-44-3b-Demontages-de-revetements-de-sol-en-carreaux-ceramiques-colles.html

C. How do you collaborate with subcontractors, architects and customers?

Material deconstruction for its reuse still faces many challenges. Sometimes there is not enough time or no destination has been found for the dismantled materials. It is therefore essential to collaborate from the outset with the different parties concerned. The following advice may improve the conditions of this collaboration:

Rapid establishment of contacts

The reclamation and reuse of construction materials is not yet current practice for many construction actors. Activities and procedures different from the activities in everyday projects are unknown for many. Qualitative communication, transmitted opportunely, has crucial importance in this respect.

The meticulous deconstruction of a building takes more time than traditional demolition. According to the planning of the site, contact should be made on time with certain project partners. It is important to let the project owner know what time is needed for deconstruction of the planned elements. The other actors should also be told when it is convenient to carry out the deconstruction of certain elements. Finally, the fact of informing at an early stage the potentially interested parties lets them get a more precise idea of the materials whose opportunity outlooks are real. Section 5 gives some ways to help identify the actors liable to be contacted for this purpose.

For the deconstruction of materials for reuse, traceability is a matter of importance. Traceability is defined as the capacity to verify information relative to the life (previous) of the materials. Relevant information concerning their production and previous application can help the reuse process. Therefore, it is recommended to make contact rapidly with the former owners of the building, the actors involved in its construction or the producers of the materials concerned. Moreover, it is important to let the subcontractors, workers, etc. know clearly the method of distribution into lots of the materials considered.

In the case of reuse, control of the chain constitutes an important aspect. In the present case, control of the chain is based on the experience and expertise of the actors brought in to carry out deconstruction of the materials and to differentiate between the good and bad elements. If it is a matter of a new method of deconstruction or an element whose treatment the intervenors concerned have no experience of, it is recommended to seek the advice of specialists and to communicate, with supporting demonstration, the appropriate work procedure to the people present on site.

Satisfactory agreements

As shown in section 3.b, the clauses should precisely describe the elements whose deconstruction is required and to identify the people to whom the responsibility falls for certain tasks such as deconstruction, sorting, storage, transport, etc. Ownership and responsibilities should also be detailed. It should also be ensured that the information supplied in the specifications is sufficiently detailed. If not, it is recommended to contact the specifier before submitting a bid.

Who has responsibility for worksite safety?

In the case of deconstruction of elements for their reuse, the disappearance of certain factors which previously ensured the user's safety was not at all unusual. For example, the removal of staircases and windows increases the risks of falling and the removal of lamps increases the risks of exposing electrical wiring. Moreover, their deconstruction is often entrusted to different parties : the former owner wants to conserve certain elements, the neighbour is interested in a particular piece, a reuse organization has its eye on certain elements, etc. The presence of these different actors on a worksite can lead to dangerous situations, but who is responsible in the event of a problem?

It is always the site manager who is responsible for ensuring safety by keeping the worksite in a satisfactory state of cleanness and ensuring the supply of collective protective equipment (e.g. device for protection against falls).

If the worksite is placed under the direction of a contractor, the latter takes responsibility for safety and obviously, any injury and damage inflicted on persons.

If the worksite is placed under the direction of an individual, the latter takes responsibility for any accident due to a badly maintained worksite. If the accident considered is related to the nature of the work (e.g. presence of dust in eyes following the performance of a drilling operation), the family insurance will intervene. In this case, responsibility largely depends on the situation.

Adapted work companies

Formerly called and social workshops, adapted work companies may be asked to contribute to support the reuse process. While their personnel may not enter the «normal» job circuit, they can provide a significant contribution at several levels of the reuse chain. Many tasks including deconstruction, sorting, cleaning, preparation and conditioning of the reusable materials may be entrusted to adapted work companies.

Again, clear agreements are crucial to ensure smooth cooperation. For example, agreements are best made around price. The work rate of a custom company may be slower than that of regular workers. A price based on the effective time can then increase, so sometimes a price per piece is chosen. In addition, agreements around the region in which they work and the flexibility of working hours are also important.



FURTHER INFORMATION

The 36 material sheets developed under the FCRBE project describe further the techniques habitually used and best practices for the removal, sorting and storage of the materials. They are available using the following link: https://opalis.eu/sites/default/files/2022-02/FCRBE-All_sheets_merged-EN.pdf

The website reuse.brussels also describes in detail the various operations needed for removing certain materials.

Deconstruction

The deconstruction of a building can start while it is still in use and continues to the end of its demolition. If the building in question is empty, or even still in use, its owner can already carry out the deconstruction of certain simple non-structural elements. Contractors specialized in the sale and/or deconstruction of buildings can also themselves engage in these deconstruction operations, with or without the assistance of an adapted work company. They can also give their advice on the procedure to be applied or indicate the elements they are interested in. Since the demolition process is often intensive and limited in time, it is best to carry out the deconstruction of as many elements as possible before the start of demolition properly speaking. The deconstruction of structural elements can only be planned during demolition. In general the demolition company takes on this operation, but there is nothing to prevent specialized companies or adapted work companies from taking part.

The deconstruction method differs from one element to another. The execution of a deconstruction test helps determine the best deconstruction method for any element (see section 3.a). The parties concerned can also seek the advice of specialists or consult certain data sheets. After having identified the most suitable deconstruction method, it is important to share it with the people present on the worksite.

During any deconstruction, you must also consider the possible presence of dangerous substances. You must not carry out the deconstruction of materials before having carried out an asbestos inventory (and for dangerous substances) and the neutralization of any dangerous substance.



CAUTION!


Watch out for asbestos! Some old³ tile adhesives are liable to contain asbestos. Suitable measures must then be taken to carry out a correct diagnosis (Rotor, 2021). Also, while rare, certain carpet slabs can have been glued with asbestos adhesives (Rotor, 2021). Always check whether an asbestos inventory has been performed before undertaking the removal of the elements, or any removal test. In case of doubt, do not hesitate to consult a specialist. Other dangerous substances may be found in finishing materials⁴.

Tiles⁵

The thickness of old tiling and its fixing method differ from those of contemporary tiling, which often allows it to be removed more easily. Old tiles are generally thicker, and fixed with hybrid mortar (lime + sand). The mortar is placed on a bed of stabilized sand. However, some contemporary tiles can be removed, while they are often more difficult to reclaim.

Removal can be started from a loose tile, or by sacrificing one tile by breaking it, crosswise. It will be easier to dismantle the tiles when 2 edges out of 4 are free. Two perpendicular cut lines can then be cleared to give access to the other tiles. They should be chosen carefully as the tiles unsealed on these lines risk being damaged. The remaining tiles can then be removed one by one.

Further information on <https://reuse.brussels/nl/carrelages>.



Source : <https://reuse.brussels/nl/carrelages/>

³ From 1998, in Belgium, the manufacture and use of many asbestos applications has been prohibited. In 2005, the marketing and use of asbestos have been completely prohibited. Since 1 January 2005, the use and marketing of products containing asbestos have been completely prohibited throughout the EU.

⁴ More information in 6.c.

⁵ Information from the removal handbook <https://reuse.brussels/carrelages>

- The removal of **floor covering slabs in natural stone** can be performed in a similar way. The type of joint also influences the ease of reclamation and cleaning of the slabs. For example, epoxy joints often cause damage during removal. To optimize the reclamation rate, it can be useful to open the joints using suitable tools (Rotor, 2021)).
- The removal techniques for **slabs of wall covering in natural stone** will depend on the fixing type. The thinnest can be glued, while the thickest will be fixed with mechanical attachments: metal staples with or without pin, fixed on an intermediate frame, or directly in the wall.
- The removal of **carpet tiles** is generally done using a flat tool (spatula type), slipped between the slab and support to unstick them carefully (Rotor, 2021). Ideally the removal should be done selectively, as described in the sheet [Reuse Toolkit – Carpet tiles](#).
- To ensure worker safety, the reclamation of **raised access floors** will only be carried out after switching off the electrical networks connected to the floor (Rotor, 2021)).
- The slabs are generally removed using a suction cup.

Sorting

For the deconstruction of elements, the first step consists in sorting out the non-reusable elements. However, the reusable elements will be distributed into various lots. A lot is defined as a set of elements whose properties are homogeneous. One lot will be composed of bricks of the same colour, wooden beams from the same application or doors with identical dimensions. The following factors enable these lots to be differentiated one from another:

- **Types of elements**
It is useful to make a distinction between different types of elements. For example, wooden beams and steel beams will be grouped separately; but a replacement window produced by another manufacturer will be part of a lot different from that of the windows mounted in the building when constructed. Certain aesthetic characteristics can also influence the constitution of lots.
- **Location in the building**
A different place in the building can also require the constitution of separate lots. Interior and exterior doors will be separated into two different lots.
- **Application**
Elements whose application differs in a building will be distributed into separate lots if their prior use is likely to have affected the properties. Steel beams subjected to dynamic loads are put in a lot different from that grouping other steel beams subjected to static loads.

■ Influencing factors

During their previous application, elements of the same type can have been affected in different ways. Bricks making up the south-west façade are liable to have been affected more by the weather conditions than bricks making up other façades. A leak, minor deterioration, residues of other substances or other forms of contamination can also justify the distribution of the elements in question between different lots, or even discharge them as non-reusable elements.

In the case of the distribution of elements between several lots, it is important that their provenance is and remains traceable. Marking per element or per lot ensures traceability. The reference to their provenance can be based, for example, on coding combined with indications supplied on the corresponding drawing.

- During removal, **tiles** and **slabs in natural stone** are generally sorted by qualities, colours, dimensions and degree of cleaning, and according to any specifications.



© Buildwise

- **Carpet tiles and raised access floors** should also be sorted during removal according to different factors: apparent state, original application (for example, passage place having an impact on their wear, etc.) (Rotor, 2021).
- If different models are present, they should be separated into different lots.

Transport

In some cases, specific regulations can apply to the transport of reclaimed materials. To know what they are, you should first determine if the reclaimed materials are to be qualified as “products” or “waste”. In general, “reusable construction materials should be considered as

products (and not waste) when circumstances demonstrate a high probability of reuse (for example: careful removal for reuse, presence of solid market, short storage time, contract between the holder and the user of the materials, specifications of materials comparable to those of other products on the market, etc). It is up to the competent regional authorities (and not the holder of the materials) to confirm this interpretation case by case and in concreto, according to the circumstances specific to each case» (Billiet & Seys, 2016/1). There are also different cases for which the materials will be well reused, but will nevertheless involve the waste case, for example when the logistical process of treatment in several steps before reuse is not certain⁶.

If the reclaimed material is considered as «waste» under the regulations, it must then comply with the regulations of its region or country in terms of approval and registration as a waste transporter.

Storage

An important factor of reuse lies in the suitable storage of the materials. It often happens that immediate reuse of the materials in question is impossible or getting hold of reuse materials because of unavailability. This is why suitable storage constitutes a crucial step in the reuse process.

The storage place depends on the destination of the materials. In the case of material reuse in situ, you should identify, on the site or nearby, a suitable place for its storage. Materials to be reused ex situ will be stored on the other site or, as required, on an intermediate site. Materials dismantled but awaiting a new project have to be stored for longer, whether on the contractor's premises, in those of a reuse organization or on a site devoted to this usage.

The storage of materials on a worksite is often time limited. The precise storage method depends on the material in question, but certain basic principles generally apply. For example, certain materials should be sheltered from the weather during their storage. Any shelter should also be secure. Make sure that the storage does not interfere at all with the activities carried out on the worksite and that it presents no risk for the people present on the site. In this respect, a good solution is to assign a bounded area (covered) for material storage, if the worksite allows this. If space is restricted, the material in question can be stored in an existing building. Provided that the building can ensure its integrity until reuse. In the case of storage in the cellars of a building whose waterproofing is doubtful, some materials will become damp, or even unusable.

If the reclaimed materials are not yet the subject of any new project, they should be stored on a temporary basis. In such cases, you should not conserve materials whose reassignment is very uncertain. For long term storage, it is even more important to protect materials sensitive to the weather than for temporary storage.

- Removed **tiles** will preferably be stored on edge to avoid risks of abrasion. They are preferably stacked against each other two by two (Rotor, 2021).



© Buildwise

⁶ See section 4 for more information.

- Special attention should be paid to **carpet tiles** to prevent their distortion when handling and storing. **Raised access floor slabs** will be stacked on pallets, limiting numbers according to weight and strength of the supports.
- These finishing elements should, in general, be stored sheltered from frost and the weather.
- **Elements in natural stone** can generally be stored outside. Nevertheless, the more fragile ones should be protected from frost. Floor covering slabs will be placed on their side in boxes, or conditioned horizontally (Rotor, 2021)).

When the contractor does not have enough storage space, on the worksite, in their depot or that of the project owner, temporary storage space can be hired, like that offered by a consolidation centre. For example, the **BCCC** (Brussels Construction Consolidation Centre) allows the temporary storage of reuse materials coming from deconstruction worksites, before their reuse. It is also possible to carry out preparation operations for reuse of the materials there.

The BCCC stored 300 pallets of sub-floor slabs for reuse in this way for the company BPC.

The consolidation centre was used as temporary storage space between two worksites managed by the same company.



© Shipit

A hand is shown holding a piece of white paper against a background that features a large, irregularly torn paper effect. The torn paper is white and has jagged edges, revealing a dark red background underneath. The hand is positioned in the lower-left corner, with fingers spread, holding the paper. The overall composition is simple and focuses on the contrast between the white paper and the dark red background.

4.

How are materials prepared for reuse?

Unlike new materials, reclaimed materials often require the execution of some operations before being reusable in a new project.

Firstly, certain materials will need prior cleaning. Before any reuse certain materials have to undergo deep cleaning for aesthetic, hygienic or safety reasons. Cleaning can also be required for practical reasons, such as the removal of the mortar adhering to bricks or tiles before any reuse.

Second, it can be necessary to remove, apply and/or to replace coating or paint. For some materials, these operations are only done for aesthetic purposes. For other materials, these operations are done for health reasons, if a worrisome substance comes into the composition of the original coating or paint. Moreover, these operations can also be done in order to preserve the material, like the sustainability of wood.

Third, the new application is liable to require dimensions different from those of the initial application. To meet this requirement, elements like tiles, doors, metal profiles, wood parts, etc. should be sawn to size. Also, it may be that elements such as the nails used in the previous application have to be ripped out.

Finally, it may also be necessary to revise the elements to be reclaimed and, as required, to arrange for the supply of missing elements. For example, heating appliances, technical installations or sanitary equipment.



DOES THE MATERIAL REMAIN A PRODUCT OR DOES IT BECOME WASTE DURING THE OPERATIONS OF SORTING, CLEANING, TREATMENT, ETC?

To avoid the regulatory implications related to the qualification of **waste**, it should be certain (and preferably planned) that the elements will be reused.. For example, if the material is reused on the same site, if it is reused on another site belonging to the same owner, or if it is transferred to another actor for future reuse. However, in circumstances where the material is considered waste because of circumstances such as abandonment, an error or a logistical process of treatment in several steps before reuse is certain, the elements are categorized as "**preparation for reuse**". The material is initially classed as waste, but it recovers its product status as soon as reuse is guaranteed (Naval, 2021).

Reclamation materials can nevertheless go by operations of cleaning, sorting, treatment, cutting, etc, before being again used, without having the status of waste! In this document we have chosen to use the terms "preparation for reuse" to describe all the operations of sorting, cleaning, treatment, etc, without taking account of the product or waste status of the material.

- **Tiles for reuse** will need to be cleaned of mortar for any
- new trouble-free application. This cleaning step can be
- substantial according to the types of tiles and mortars.
- Mortar on the bottom side can be cleaned using a brush,
- if it comes off easily, or using a hammer and chisel, or
- even a grinder, pneumatic chisel, plunge-cut saw, etc.

- According to the types of tiles, the edges can also be
- cleaned. More rarely, certain professional suppliers use
- physical-chemical treatments (Rotor, 2021). Sorting is then
- carried out for this cleaning step, to eliminate elements
- that are too damaged.



- **Covering slabs in natural stone** can require certain
- operations, such as sawing to obtain flat sides or to
- homogenize dimensions. Some thicker slabs can be sawn
- in two, to double the quantity of elements. However,
- you should make sure that their thickness is sufficient
- to meet the bending strength requirement (see 6.c).
- Some elements can require deep cleaning, especially
- more porous stones. The most suitable technique will be
- selected according to the nature of the stone, of its grain,
- its state and the result wanted. In general its finishing will
- be conserved, but it is also possible to give it a new finish,
- such as hammering, sanding, flaming, blasting, pricking,
- etc. (Rotor, 2021)).
- For greater convenience, **carpet slabs** can be cleaned
- when they are still in place, before removal. They can
- then be sorted into different lots on removal according to
- factors such as the initial applications, and their condition
- (Rotor, 2021).
- For **raised access floor slabs** with no finishing cover,
- the remains of adhesive on the top side should be well
- cleaned. This operation is usually done manually and
- using an industrial belt sander (Rotor, 2021)).



FURTHER INFORMATION

The 36 material sheets developed under the FCRBE project describe further the techniques habitually used and best practices for the preparation for reuse of the materials. They are available using the following link: https://opalis.eu/sites/default/files/2022-02/FCRBE-All_sheets_merged-EN.pdf

The website reuse.brussels also describes in detail the different operations needed to prepare certain materials for reuse.

A hand is shown holding a piece of white paper against a background that features a torn paper effect. The top portion of the image is a solid dark red color, while the bottom portion is a lighter, textured red. The white paper is held in the center, with the hand visible on the left side. The overall composition suggests a focus on the paper and the act of holding it.

5.

What is done with reclaimed materials, or how to procure reuse materials?

There are several **possible destinations for materials reclaimed by contractors**. It is important to analyse the different possibilities to make sure, even before removal, that the materials will have a chance of finding a buyer. The reuse potential will only be confirmed (or overturned) if the product is effectively reused in a project! It is useful then to check for the existence of a demand (or to create the opportunity) for this material.

Materials can be reused on the same site, on other worksites of the same contractor or of the same project owner, resold to other contractors or individuals, resold to professional suppliers, given to associations, etc.

Similarly, these different sectors can be used by companies responsible for **procuring reuse materials**, as an alternative to new product dealers.

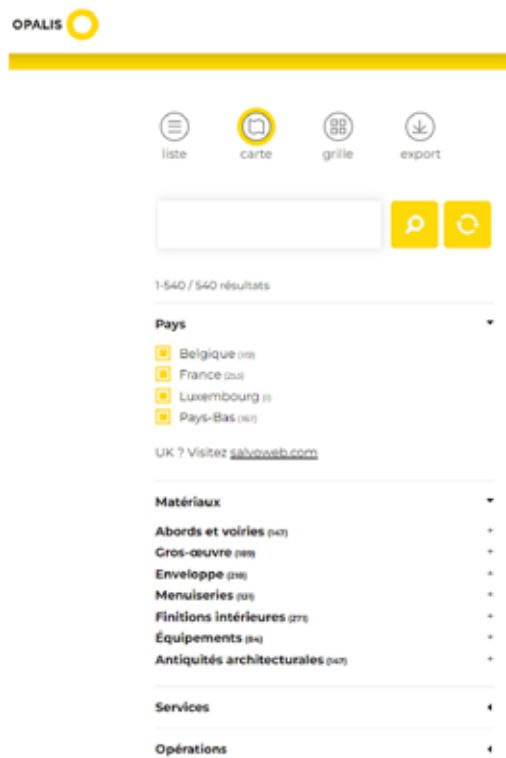
■ **Professional suppliers**

Only in North West Europe are there more than a thousand companies specialized in the sale of reclaimed

materials. They reclaim and offer different types of materials, from the oldest and specific to the more recent and standard. Some ensure careful conditioning of the elements such that, for the contractor, their installation is not really different from a new product. Above all it is a matter of expanding one's address book and including local retailers! Some of these companies have online marketplaces, giving a quick idea of the materials they are selling.

Some professional suppliers carry out removal of the materials, while others accept taking on already removed materials. It is a matter of contacting these companies to discuss their conditions for acceptance: accordingly, they can take in materials freely, purchase them, or even offer a deposit-sale service.

The directories Opalis.eu⁷ and Salvoweb.com⁸ make it easy to find professional suppliers in one's region.



⁷ <https://opalis.eu/>

⁸ <https://www.salvoweb.com/salvo-directory>

Salvo directory

The world's best and most comprehensive architectural salvage directory online since 1995. Find your local salvage yard and specialist businesses dealing in architectural salvage - reclamation - decorative - garden - antiques plus craftspeople - reclamation friendly designers and architects.

1 000 results found in 33ms



3A Roofing Ltd



AB Reclamation Ltd



Abacus Stone Sales



REGIONS

Argentina
Australia
Austria
Belgium
Canada
China
Czech Republic
Denmark
Egypt
Estonia
Finland
France
Germany
Greece
Holland
Hungary
India
Ireland (Rep.)
Israel
Italy

■ Lots reclaimed on site

When buildings are to be renovated, converted or rebuilt, you can find materials liable to be reclaimed and reused in new arrangements, on the same site. In some cases, preparatory work may be necessary: cleaning of mortar remains, sizing, sorting of elements according to their dimensions or condition, etc. This work can be done on the worksite, or elsewhere. The same goes for storage of the elements, according to the space available on the worksite.

■ Specific lots

In some cases, specific lots will be identified by the project owner and/or the architects to then be removed and reused in a given worksite. For example, this can be materials still installed to be removed in another building, or again materials which will have been purchased beforehand by the sponsor. These cases can be accompanied by specialized consultants and tailored approaches. Sometimes a temporary storage place will have to be defined.

■ Online ads and platforms

For some years, digital platforms announcing lots of reclamation materials (still in place or already removed) have been multiplying. They can provide a useful source of supply, but also a means for finding professional or private buyers.

Some of these platforms are pretty generalist, free

to access and have a large audience, such as <https://www.2ememain.be>, <https://www.marktplaats.nl>, etc. Others are more specific and only target construction materials. In general they have a more limited and specialized audience. They can be free or operate with a commission on sales.

Here are some examples of these platforms in Belgium, France and the Netherlands:

- The *page of the Plateforme des Acteurs du Réemploi in Brussels* : this Facebook page aims to be self-managed by its users.
- *Backacia*, Paris: marketplace for reuse materials and equipment in the construction sector.
- *Cycle Up*, Paris: a digital platform (sellers/buyers) for all actors of the building sector (project owners, contractors, architects, builders, demolishers, etc.).
- *Excess Materials Exchange*, the Netherlands: digital market where companies can exchange their surplus materials.
- *Oogstkaart Markplaats*, the Netherlands: web platform which makes reuse materials available for sale or purchase and targets companies of the construction and building sector

■ Partnerships

Sometimes, certain deconstruction and construction companies set up a collaboration aimed at circulating the construction materials deconstructed by one, to provide a source of materials for the other. This symbiosis allows them to have a better idea of the demand, and of the stock of materials becoming available.

■ Donations

When the materials have little value or when the stakeholders want to for different reasons, reclamation materials can be given away. Donations can be made via the various sectors listed below, and to organizations with social and/or environmental aims.

For example, in France, the site <https://donnons.org>

enables donations of construction materials and other things. In Belgium, the *Resources* federation makes available several collection points for construction materials in Brussels and Wallonia. The *Matériauthèque* of Tournai is on this list. It collects, removes (in certain special cases), stores and the sells reclamation materials at low prices.



Tournai Matériauthèque, Belgium

© Buildwise

• Unglazed stoneware **tiles**, earthenware ceramic wall tiles as well as cement tiles and unglazed terracotta tiles are relatively available products on the reuse market. However, availability depends a lot on the desired quantities wanted (Rotor, 2021).

• The professional market for **natural stone slabs** for reuse is well developed but lot sizes vary a lot (Rotor, 2021)). Tablets are rarer, but can be found with certain vendors of architectural antiques or certain individuals (Rotor, 2021).

• **Carpet slabs** for reuse are relatively rare on the reuse market. Specialized retailers are mostly found in the UK and the Netherlands. In Western Europe, the accent is mainly put on surplus carpet slabs (overstocks, rejected lots, etc.) and only in a limited way on used slabs. Worth a mention is the frequent presence of large lots of slabs (not sorted) on certain digital platforms in Europe (Rotor, 2021).

• Stock of a supplier of reuse and surplus carpet slabs (www.sparo.nl)

• **Raised access floors** are also still relatively rare on the reuse markets, while there are some specialized professional operators. These sell lots of slabs up to 1000 m² (Rotor, 2021).



Detail on the sale of reuse materials and CE marking

CE marking is a regulatory requirement to legitimize the marketing of many construction products in Europe, especially those for which there is a harmonized European standard (hEN). With the development of the market for reuse materials and the revision of the CPR (Construction Products Regulation), the question of extending this requirement or not to reuse materials is currently on the agenda. In the revision of the CPR, reuse products are explicitly included. You should keep up to date on the changes in this matter!

However, the Construction Products Regulation, in its current version, does not yet specify if reuse products have to follow or not the same rules as new construction products. The subject is currently left to the interpretation of the countries. Meanwhile, Belgium has chosen the following approach, based on different cases:

■ **If there is a harmonized technical specification (hEN⁹ or EAD¹⁰)** that applies to the construction products in question, for a well-defined planned use, **and that the reuse product is sold for this planned use**. In this case, the CE marking and a declaration of performance should be required. However, it is still worth clarifying the situation for this case, because it seems complicated to apply all the content of the harmonized standards to the reuse products. Indeed, the evaluation methods included in the harmonized standards assume, in general, continuous mass production of many almost identical products. In general it will not be possible to assume that the same goes for reuse. The products often have deviations (for example, impurities, slight damage...) Moreover, the requirements related to the quality control procedures are generally suited to the controls performed during production and/or in a production installation, in plant. Of course, this is not always the case for reuse.

An ETE (European Technical Evaluation) has already been delivered for reuse bricks, on a voluntary basis. A harmonized standard already existed for these new products, but was considered non-applicable to reuse bricks.

⁹ These are harmonized standards for proving that products or services comply with the technical requirements of the corresponding European legislation. They describe the methods and criteria for evaluating the performance of construction products corresponding to their essential characteristics, and the control of production to be carried out in plant.

¹⁰ The European assessment document is a harmonized technical specification for products that are not covered or not fully covered by the harmonized standards.

- **When a harmonized technical specification (hEN or EAD) applies** to construction products for a defined planned use, but the reuse product is **sold for a different planned use**. In this case, CE marking / a DoP is not necessary. However, it is worth saying that this different planned use could also be an application covered by a harmonized standard, which leads back to the previous case.
- **When a harmonized technical specification (hEN or EAD) applies** to the construction products, but that **the reuse product is not sold**, but removed and used by the same contractor in another structure. In this case, CE marking / a DoP is not necessary.
- **When the construction product is not covered by a harmonized technical specification** (hEN or EAD). In this case, the CPR does not apply and CE marking and a declaration of performance will not be requested.

A hand is shown holding a piece of white paper against a wall. The wall has a torn paper effect, with the top layer of paper missing, revealing a darker background. The hand is positioned on the left side of the paper, with fingers spread. The paper is held flat against the wall. The overall scene is lit with a soft, even light, highlighting the texture of the paper and the wall.

6.

How do you build with reuse materials?

While it sometimes requires additional steps or research, each contractor is capable to reclaim or reuse building materials. As described in 5, the process for procuring materials has to be adapted. The call for tenders for the supply and use of the materials can also differ from a conventional call for tenders, whether in the form of the contract, or its contents. As mentioned in section 4, in some cases, preparation of the materials for reuse will be required, or deemed necessary. This section also covers frequently asked questions about the absence of data sheets, justification procedures for technical performance and questions on distribution of the resulting responsibilities. Advice for improving collaboration with all the construction actors is also given, before dealing with the question of construction in practice, as well as questions on time and cost for the supply and use of the reuse materials.

A. What are the key points when bidding to implement reuse materials?

Calls for tender for using reuse construction products can – and should – differ from calls for tender for using new products. Just as for new materials, there are different contract types and they have an influence on the contractor's role. However, they can differ by their content, which sometimes specify the additional operations required to enable reuse of the materials, and be adapted to the nature and constraints related to the reuse materials.

Types of contract

Just as for new materials, different contract types enable the use of reuse materials. They each have their specifics which can have an influence on the formulation of a reuse objective and its realization. They can be contracts of work, of Design & Build, contracts of acquisition of material lots, framework agreements of reuse directed work, or even of "reuse lots".

In practice, there are two scenarios:

- Either the contractor is responsible for the supply of the reuse material lots. They then have to procure it according to the technical clauses established by the project developers and the project owner.

- Or the lots are already present, because they are part of the original building, because they were removed in a previous work phase, or because the project owner already procured them on their side. In this case, the issues will then involve the use and any steps prior to this.



FURTHER INFORMATION

Reuse Toolkit – Procurement Strategies
Integrating reuse in large scale public projects and public procurements
https://www.nweurope.eu/media/16916/wpt3_d_2_2_procurement_strategies_20220208.pdf

This document, also produced under the Interreg FCRBE project, aims to provide tools to project owners and specifiers to help integrate material reuse in their construction and renovation projects.

Solutions of fallback, flexibility and alternatives

According to the types of material, provisioning in reuse products is not always ensured, whether for example because of unavailability of the target lot at the right time, or for damage caused during removal. So it will be important to check that the specifications provide for the possibility of using alternative products, whether other reuse material, or new material. These fallback solutions can take different forms:

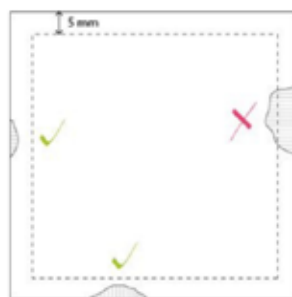
- Mandatory or free technical options
- Unit price lists
- Re-examination or substitution clauses
- Variants
- Negotiating procedures

Technical specifications

Technical specifications for the supply and use of reuse elements should differ from those for new materials. Before offering a price, it can be useful to check that the specifications include no clauses contradicting the specifics of the reuse materials, and that all the operations required are clearly explained, otherwise it is necessary to request precisions from the specifier.

- As it is currently developed, the normative framework for construction materials describing how the technical performance of the materials have to be evaluated and declared is not always directly applicable to the case of reuse materials¹¹. It will be useful to make sure that the technical specifications take account of this particularity and do not set requirements impossible to reach for reuse materials.
 - The clauses cannot require a **CE marking** for reuse materials as things stand. Indeed, today, apart from exceptions, reuse materials do not have CE marking¹².
 - The clauses should also not require **classes of quality** which are not suited to the nature of the reuse materials, as well as **too specific characteristics**, unsuited to fluctuations of the offer of reuse materials. You should ensure that sufficient choice or room for movement have been left on the definition of certain (non-fundamental¹³) characteristics of the materials, such as:
 - margins of tolerance (e.g. dimensions),
 - aesthetic and defect aspects,
 - variations of hues and colours,
 - ...
 - The **methods of use**, especially assemblies, appliances or modes of composition, should correspond with the qualities and specifics of the reuse materials.
 - In many cases, the way of justifying and evaluating the technical performance of new materials is not suited to the case of reuse materials. The specifications should be checked for this¹⁴.

- It will also be useful to check that the **operations or results expected** by the specifier are clear.
 - Generally, in the case of a lot supplied by the project owner, the operations expected (especially preparation for reuse) will be specified, as the specifier knows the condition of the material. For example, they will specify that cleaning or sorting have to be carried out, if not already done by another service provider¹⁵.
 - For a lot that is to be supplied by the bidder, the bidder should ensure that the expected results are sufficiently described in the technical specifications; the operations to be carried out depend on the lots that will be selected on the market.
 - For example, reuse tiles can have damage such as superficial traces of wear, chipped or dented edges, cracks, etc (Rotor, 2021). You should make sure that the elements correspond to the tolerated degree of imperfection that was specified.



©Rotor vzm/asbl

¹¹ The question of justifying the technical performance of reused materials will be developed further in point 6.c.

¹² See chapter 5 for further information.

¹³ Reused materials must meet the same requirements as new materials for all regulatory requirements and/or those relating to user health and safety.

¹⁴ The question of how to justify the technical performance of reused materials will be developed further in point 6.c. Our assumption is that, although reused materials must meet the same (fundamental) requirements as new materials, the way in which their performance is justified and declared should be allowed to differ..

¹⁵ Operations to prepare materials for reuse are described in point 4.

In addition to aesthetic considerations, certain requirements related to the fitness for use of the materials can be specified in the technical clauses. In the extract of CCTB 2023 (Standard Building Specifications) given below, certain characteristics have to be determined, only if the initial application is not known.

(Viz.)

Reuse:

For ceramic tiles from the removal of existing coating (by default) / ***.

The ceramic tiles are intended for usage like the initial usage or less loaded.

For an unknown initial application the following characteristics are determined on samples representative of the lot.

Class (as per rate of water absorption E and manufacturing process): Al_a / Al_b / All_a-1 / All_a-2 / All_b-1 / All_b-2 / All_l (by default) / Bl_a / Bl_b / Bl_l_a / Bl_l_b / Bl_l_l.

Stain resistance [NBN EN ISO 10545-14]: 1 / 2 / 3 (by default) / 4 / 5.

Acceptable aesthetic defects on the visible side and edges of the tiles:

Cracks on length less than 1 (by default) / 2 / 3 / 5 / *** cm

Chips less than 0.1 (by default) / 0.25 / 0.5 / 1 / *** cm²

Trace of adhesive or mortar on edges: none (by default) / 10 % / 20 % / 30 % / 50 % / *** %

Width of irregularities on edges from sides: 0.1 (by default) / 0.2 / 0.5 / *** cm

Traceability of materials

In order to prove the effective reuse character of the elements concerned, documents supplying information on the traceability of the materials can be requested from the contractor. These can be:

- Invoices from reuse material suppliers,
- Photos of the material in its original site (for reuse on site or from worksite to worksite),
- Information on any operations of preparation for reuse and reconditioning,
- ...

The label "Truly Reclaimed" being developed by the organization Salvo Ltd. under the FCRBE project aims to attest that a product or lot of materials really comes from demolition work. Further information at trulyreclaimed.org.

Information on different steps can also be requested from the contractor for technical justification of the materials:

- Information on the origin of the material and its initial application,
- Information on the conditions of transport and storage,
- Information on any tests of fitness for use the material has undergone
- Information on any operations of preparation for reuse and reconditioning,
- ...



FURTHER INFORMATION

In Belgium, some 70 clauses enabling the specification of certain reuse materials have been included in the CCTB 2022 (Cahier des Charges Type du Bâtiment), used for public contracts (and some private) in Wallonia. These leave the choice between new or reuse materials to the specifier, and have been adapted in their requirements to facilitate the reuse of materials.

batiments.wallonie.be/home/iframe-html.html

The Opalis website also makes available extracts of the specifications for certain materials.

opalis.eu/en/materials

B. How do you collaborate with subcontractors, architects and customers?

It is often shown that the key to success of innovative operations lies in good collaboration between all the actors involved. Construction with reuse materials, while common before industrialization of the production of construction materials, can now again be considered as innovative in relation to the current organization of the construction sector, mainly adjusted to using new materials. The definition of everyone's roles and responsibilities can sometimes change and so it will be necessary to ensure good communication with all the stakeholders.

Collaborating with the project authors and project owners

Some contract types like Design & Build or consortiums can facilitate reuse operations by getting the various construction actors round the table as early as possible, enabling upstream preparation and the search for solutions meeting everyone's concerns, whether technical, economic or administrative. However, it is also possible to ensure good collaboration as part of more conventional contracts.

As defined at the section's start, it is necessary, before offering a price, to make sure that the clauses defined by the project developers and the project owner are well suited to the particularities of the reuse materials, whether the definition of the nature and the scope of the work, the expected results, or the room for movement and possible alternatives. The responsibilities concerning justification of the technical performance should also be sufficiently defined¹⁶.

If the other stakeholders are open to discussion and if the type of contract allows it, the contractor can also forward their knowledge of the materials and practices in the field and make proposals, whether suggestions on the choice of reuse materials, more suited use techniques, or the production of a mock-up to ensure the expected result.

Collaborating with professional suppliers

It is useful to improve knowledge of the stocks and type of reuse materials present on the market by contacting professional retailers, when responding to a call for tender, and thereafter, or even beforehand, to ensure the availability of the materials long term. It is also possible to ask them to update on certain opportunities, related to reclamation of the materials wanted.

Suppliers can also provide a series of information important for good worksite preparation. They can state if the materials are ready to use and what services can be offered. They can also supply information on the nature and provenance of the materials, advice for implementation, and possibly say if they can provide guarantees for the materials.

Collaborating within the company or with subcontractors

It is important to make sure that actors in the field, whether company or subcontractor workers, know the specifics of the reuse materials to be installed. This can require making them aware of the importance of the circular economy and more particularly reuse, training on possible operations of preparation for reuse to be carried out, and specifics of storage, handling, or implementation, and the performance of tests or mock-ups to ensure that the expected result can be achieved and is well communicated to everyone.

In some cases it will be necessary to seek out specialists, or to get additional information about materials less well known in the company. For example, this can be marks different from those to which the workers are used/trained, old materials that require specific techniques, or old or unknown materials for which the accessories have to be replaced.

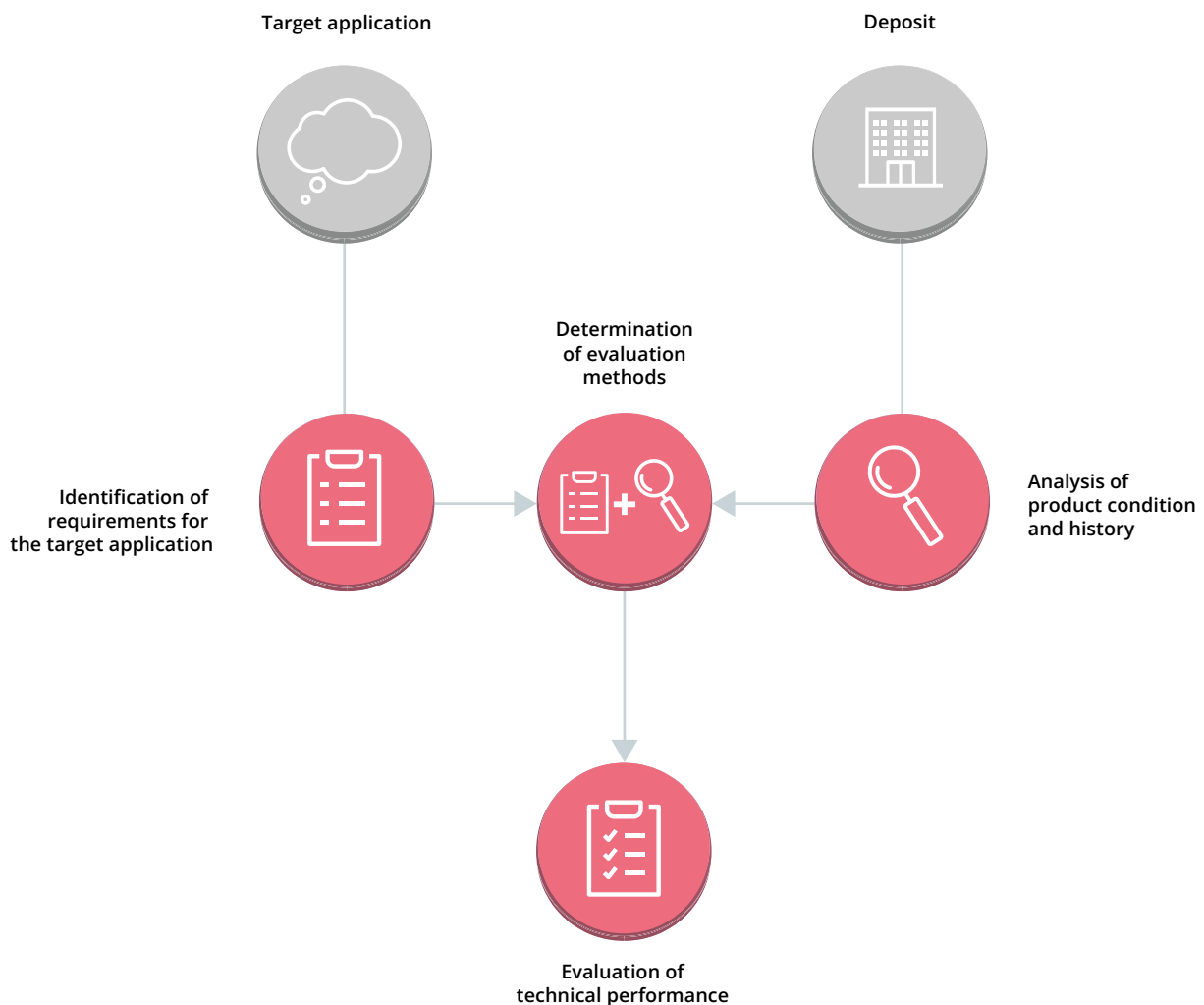
¹⁶ 6.d develops the question of responsibilities in justifying the technical performance of reuse -materials.

C. How is the technical performance of reuse materials justified?

One of the hindrances to the reuse of construction materials and components lies in the difficulty of justifying their technical performance. Unlike new products, reuse materials are not mass produced in a controlled environment and information about their properties is often lacking. However, they must have performance meeting the same regulatory requirements as new products to demonstrate their fitness for use. However, the way of measuring and declaring this performance should be able to differ. If construction actors have to put the same trust in reclamation products as new products, it is necessary to develop new methods for demonstrating their performance. It is also possible to increase trust in reuse actors through the development of certificates recognizing their knowhow.

Justifying technical performance based on a procedure related to the product

To counter the uncertainties related to the technical performance of the materials, a procedure for justifying it has been developed. Its aim is to propose different ways of evaluating and justifying the performance of reuse elements. It intends to be applicable to all cases (reuse in situ, supply from professional retailer or not, just-in-time reuse, etc.) and to all materials. There is a theoretical basis, for which certain evaluation methods have yet to be developed. The procedure is based on two concepts, the target application and the available material stock, and entails four steps.





FURTHER INFORMATION

The procedure summarized below is further developed in the following documents:

As part of the FCRBE project, Buildwise and the CSTB have produced a booklet describing a theoretical approach to justifying the technical performance of reuse materials: www.nweurope.eu/media/15812/bookletfcrbefr-2_evaluation_performances.pdf

This procedure has also been developed as part of the FEDER BBSM (Bati Bruxellois Source de nouveaux Matériaux) project. It can be downloaded from the following link: www.bbsm.brussels/wp-content/uploads/2022/07/BBSM-WP6-Cadre-technique-des-materiaux-de-reemploi-VF.pdf and was summarized in this article: www.buildwise.be/fr/publications/articles-buildwise/2020-01.07

■ Identification of the requirements related to the target application

Like for new products, it is necessary to identify the future application of the reuse products, in order to define what requirements have to be satisfied. This application can be the same as or different from the initial application.

Two types of requirement related to the future application can be set:

- fundamental requirements, required legally and/or which are necessary so that the material is fit for the use it is intended for, given the health and safety of the persons concerned throughout the lifecycle of the structure. These are characteristics of mechanical strength and stability, reaction to fire, hygiene, health, environment and, as required, accessibility or acoustics.
- additional requirements, which are not fundamental and are specific to a project. They are determined according to the target application and/or the wishes of the project owner. For example, the dimensions or colour of a product or the wear resistance of a floor covering. According to the target usage, the project owner can be more tolerant about the requirement level of any additional performance.

■ Analysis of the condition and history of the products

As part of this procedure, a «deposit» is defined as a set of materials or elements found in a defined area and having characteristics and history in common. The concept of history is important in the reuse context of a material or component, in so far as it can have influenced its original characteristics. This step aims to bring together a maximum of information about the original product in place, and can be carried out at the time of the reuse inventory (i.e. preferably before removal).

The information collected:

- concerns the product as it is, its implementation and maintenance, and its initial application;
- can be documentary (issues of drawings, data sheets, specification, etc.), historical (year of construction, methods used, etc.) or visual;
- concern the initial characteristics of the products (likely to have been modified), or current characteristics.

Special attention should be paid to the traceability of the information gathered, so that it remains associated with the corresponding products during removal and the later steps.

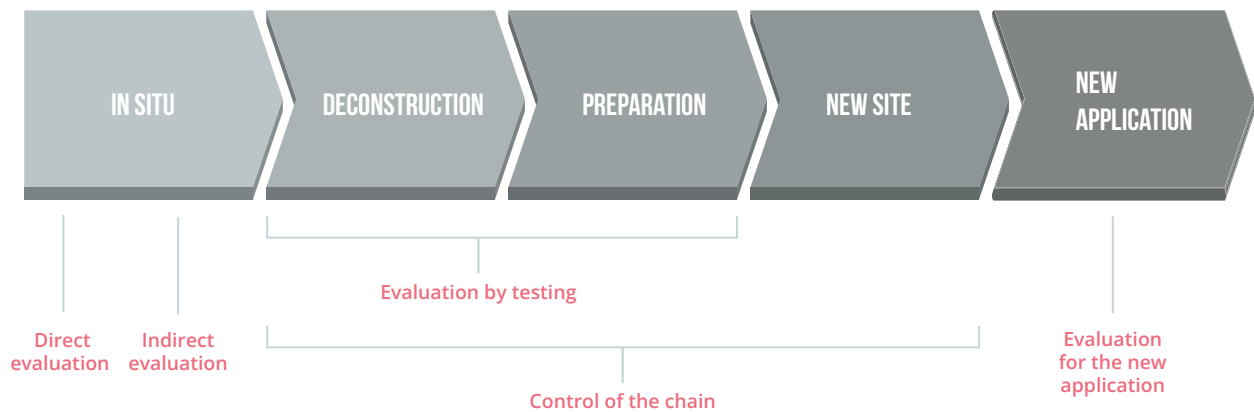
■ Determining the evaluation methods required

The list of requirements related to the target application is compared with the information collected about the products. The evaluation methods required are determined according to the level of detail required for performance evaluation (depending on the basic or additional nature of the requirements), the information available about the product, and the type of product.

It is also possible to define in this step other strategies to increase the level of trust in the products, if it is not possible to evaluate their performance sufficiently accurately. Design strategies (over-dimensioning, etc.), limitation of applications (less demanding applications), or an adapted business model (plan maintenance and replacement of materials as required) can be envisaged.

■ Evaluation of technical performance

Three main types of evaluation methods enabling verification of the technical performance of reuse materials have been defined: direct evaluation, indirect evaluation and evaluation through testing. Two innovative methods are also proposed to reinforce user trust in reuse materials: control of the chain, and evaluation during the new application. These different evaluation methods can offer different levels of trust, and can sometimes be combined. They can be performed at different times, when the product is still in place, during removal, preparation for reuse or storage, and when the product is reinstalled.



■ **Direct evaluation**

If the performance wanted can be checked visually or via non-destructive technical means, it can be directly validated, when the product is still in place, or when it is removed. This is the actual performance of the material.

■ **Indirect evaluation**

Some performance can be evaluated from information related to the initial or historical performance of the product which was collected during the documentary inventory. It can either be justified, or be gathered from the sheets or other technical documents, always considering the historic data collected.

■ **Evaluation through testing**

As for new products, tests sometimes have to be performed on reuse materials. However, the following two points should be noted. Firstly, standards for new products often describe test methods aimed at evaluating their technical performance. However, the proposed methods are not always suited to reuse products and have to be adapted. Then, the application of a different statistical approach is sometimes required, since the test protocols are based on standardized production and not on a deposit.

■ **Control of the chain**

In addition to product evaluation, control of the chain for reclamation, preparation and reuse can also be considered. The accent is then no longer placed on precise performance evaluation of the products, but on the procedures and skills that enable their reliability throughout the operations of preparation for reuse to be increased. In this way, elements whose performance is likely not to reach the level of requirement demanded can be eliminated during the control process by a practitioner who has the knowledge and experience needed to eliminate defective elements.

■ **Evaluation during the new application**

With the project owner's agreement, some requirements can be evaluated once the product is implemented. For example, the homogeneity of the colour of reused carpet slabs can be evaluated after they have been laid on their new site. However, this method is riskier, because the product may not suit the project owner so that the process has to restart.

This procedure, still in the theoretical stage, however, provides a framework for thinking for developing methods of performance justification suited to reuse materials.

Relying on certificates to increase trust among reuse actors

Another approach consists not in evaluating the product itself, but in recognizing the skills of the actors responsible for the operations of removal, treatment and storage of the reuse materials.

In Belgium, the control office SECO has developed the "Safety In Circularity" certificate, which aims to increase trust in the ability of reclamation actors to offer reliable reuse materials. This certificate aims to "supply proof that the company which the project owner, architects and contractors are collaborating with controls the internal processes related to reclamation and re-marketing of construction materials. This certificate also recognizes the company's ability to declare information reliable for the materials concerned.¹⁷" The certificate is broken down by typologies of materials, currently taps, sanitary fittings, technical sub-floors and guard rails.

¹⁷ www.safetyincircularity.be

- Many requirements can apply to reuse elements for interior finishings and will not be listed exhaustively here.



FURTHER INFORMATION


The procedure summarized below is further developed in the following documents:

Under the FCRBE project, Buildwise and the CSTB issued a booklet describing a theoretical approach for justifying the technical performance of reuse materials: https://www.nweurope.eu/media/15541/bookletfcrbe-2_fitness_for_use.pdf

This procedure was also developed under the BBSM FEDER project (Bati Bruxellois Source de nouveaux Matériaux). It can be downloaded using the following link: www.bbsm.brussels/wp-content/uploads/2022/07/BBSM-WP6-Cadre-technique-des-materiaux-de-reemploi-VF.pdf and was summarized in this article: www.buildwise.be/fr/publications/articles-buildwise/2020-01.07

- Some requirements can have an **influence on the safety and health** of users.
- The requirement for **resistance to slipping** can be demanded for certain applications. For tiles, this can be the case for applications in wet environments (or regularly flooded, e.g. showers), sloping floors, and/or certain special applications (retirement home, etc.). Tests can be performed in laboratory if necessary. In the case of reuse slabs in natural stone, a specific finishing treatment suited to the type of stone can be considered. Some finishes (e.g. flaming) can possibly be applied during use in order to satisfy the requirements in force.
- **Reaction to fire** is also an important performance that will depend on the planned applications. It requires no verification for ceramic tiles, in terracotta and cement, because they belong to European fire reaction class A1_{FL} (incombustible) and natural stone to class A1 (incombustible) with no prior test. For carpet slabs or raised access floor slabs, justification for this requirement will be more complex and will require laboratory testing.

- **Resistance to fire** may also have to be determined for raised access floor elements. It should also be determined by laboratory testing.
- It will be necessary to verify the **maximum permissible load** of raised access floors and of the jacks, ideally by laboratory testing.
- The **electrostatic behaviour and electrical resistance** of raised access floor elements should also be verified, so as to prevent risks of electrocution. For most use areas of raised access floors, the choice of a finishing covering not exceeding a charge voltage of 2 kV is sufficient (Rotor, 2021).
- Some finishing materials are liable to contain **dangerous substances**, apart from asbestos that can be found in certain tile adhesives and carpet slabs used before 1990 (Rotor, 2021). The ingredients of glaze covering glazed earthenware tiles for reuse are liable to contain atoms of lead and cadmium. In the absence of specific technical documentation, you should be attentive to the tiles intended to be used on worktops and wall surfaces where food is prepared (Rotor, 2021). Finally, during the first half of the 20th century, terracotta tiles were often covered with red paint (called «Prussian Red») likely to contain lead and emit toxic gases in the presence of acid (Rotor, 2021).



© Rotor asbl

Several dangerous compounds can be found in carpet slabs for reuse. VOC emissions should not be too much of a problem given that they reduce over time, but it will mainly be the additives used for the specific treatment of carpet slabs such as antibacterial agents, flame retardants, etc. which can be found in them, and elements such as heavy metals, PAH, etc (Rotor, 2021). A precautionary measure will consist in not using reuse carpet slabs without sufficient information about their composition for applications with sensitive publics such as kinder gardens.

- Certain requirements will cover **aesthetics or be linked to the implementation choices** for different types of interior finishing, such as dimensions, thickness, dimensional tolerances, edge straightness, angularity, surface flatness, and surface and edge quality. Tolerance concerning these requirements can be permitted in the case of reuse, from the moment

they have no influence on the health and safety of users. This performance will be directly linked to the degree of sorting and cleaning of the elements, whether reuse tiles, carpet slabs, raised access floor slabs or stone elements.

- Other requirements will be **linked to the fitness for use** of the elements.

- For **tiles**, this can be water absorption, linear thermal expansion, expansion when wet, etc. They will depend essentially on the nature of the tile and so will be easy to justify. A certain break strength can be required by the specifier in the case of high loads, and surface abrasion resistance for specific industrial or commercial applications. To justify these requirements, laboratory testing on the tiles may be necessary.

- For **elements in natural stone**, the geological provenance, petrographic description and geographic provenance can provide useful information on their general characteristics. However, it will not always be easy to certify them. Requirements concerning the apparent density and open porosity, tactility, bending strength, resistance to adhesion or to fixings (as per application to floor or wall), airborne noise insulation, thermal conductivity, resistance to frost/thawing, thermal distortion, impact resistance, wear resistance and sensitivity staining can be demanded according to applications.

- For **carpet slabs**, a series of characteristics will have an influence on the durability over time of the elements, without compromising safety, such as wear resistance, colour solidity, stability to light. If they are required, it will be possible to justify this performance in different ways, by analysis of the lot in place, feedback from previous users, original technical documentation, rigorous sorting, etc. If this is necessary or if asked for by the specifier, laboratory testing can also be carried out. Other characteristics such as light reflection, resistance to humidity, noise and heat behaviour, can also be required. Some of these characteristics can also be required for raised access floor slabs, as well as impact resistance.

- The bending (distortion) of **raised access floor slabs** will generally be required. This can be verified by testing, but other means such as a visual check coupled with knowledge of the previous use or documentary data can be considered.

Raised access floor slabs constitute one of the very rare examples of reuse products for which professional operators can supply performance certificates (e.g. class of permissible load, bending class, reaction to fire, noise performance), which are verified in laboratory or via a certified organization. This is made possible for them by the significant size and homogeneity of the lots found (Rotor, 2021)).



Storage of slabs to be cleaned

© Mobius - Marie Moroté

D. Who takes responsibility for technical performance?

When a **new** product is integrated into a construction project, several stakeholders, such as the project owner, architect, contractor and the manufacturer or supplier of the product perform well-defined actions to comply with the national standards and regulations in force. Their responsibilities concerning justification of the technical performance are well defined. In particular, the manufacturer or supplier must provide accurate information in the data sheets, to guarantee conformity with the planned use and to signal any hidden defects.

For the **reuse** of construction materials, the situation is changing. Professional suppliers of reuse materials will not always be involved, and in this case, they rarely communicate and guarantee the technical performance of these materials. They may guarantee visual consistency and certain aesthetic characteristics. Other actors then will be responsible for the performance justification of reuse materials.

Who is responsible for the technical justification of reuse materials?

As described in 6.c, a whole series of actions, undertaken by various stakeholders, including contractors, are liable to have an influence on the process and results of the justification of technical performance, especially:

- Carrying out pre-demolition and reuse inventories
 - Collecting relevant visual, documentary, historical data
- Removal
 - Technical specifications describing the expected results and any removal methods
 - The removal itself, in a selective manner and according to appropriate methods (to conserve the properties of the material)
- Sorting, selecting materials
 - Technical specifications describing the expected results and any processes
 - Sorting and selecting the materials themselves
- Cleaning, preparing for reuse, conditioning, storage, transport
 - Any technical specifications describing the methods, conditions or expected results
 - Carrying out these operations themselves, performed appropriately (to conserve the properties of the material)

- Monitoring the evaluation procedures of technical performance
 - The proposal or specifications for the evaluation procedures of technical performance
 - Giving advice on the proposed procedures
 - Evaluation of performance itself (different possible methods, see 6.c)
- Implementation of the materials
 - Technical specifications describing the technical requirements, and implementation methods
 - Any design strategies and risk management
 - Selection of the materials meeting the technical requirements
 - Installation itself
- Traceability and transfer of the information collected during the different steps mentioned above

These tasks, depending on the project, may sometimes be carried out by different actors. In some cases, other specialists may be involved, such as reuse auditors or reuse experts, who may also have a role in performance justification. The scheme below illustrates at which point the related tasks and responsibilities can be distributed variably according to projects. It will then be important that the roles are well defined for each actor so that the responsibilities are clearly identified.

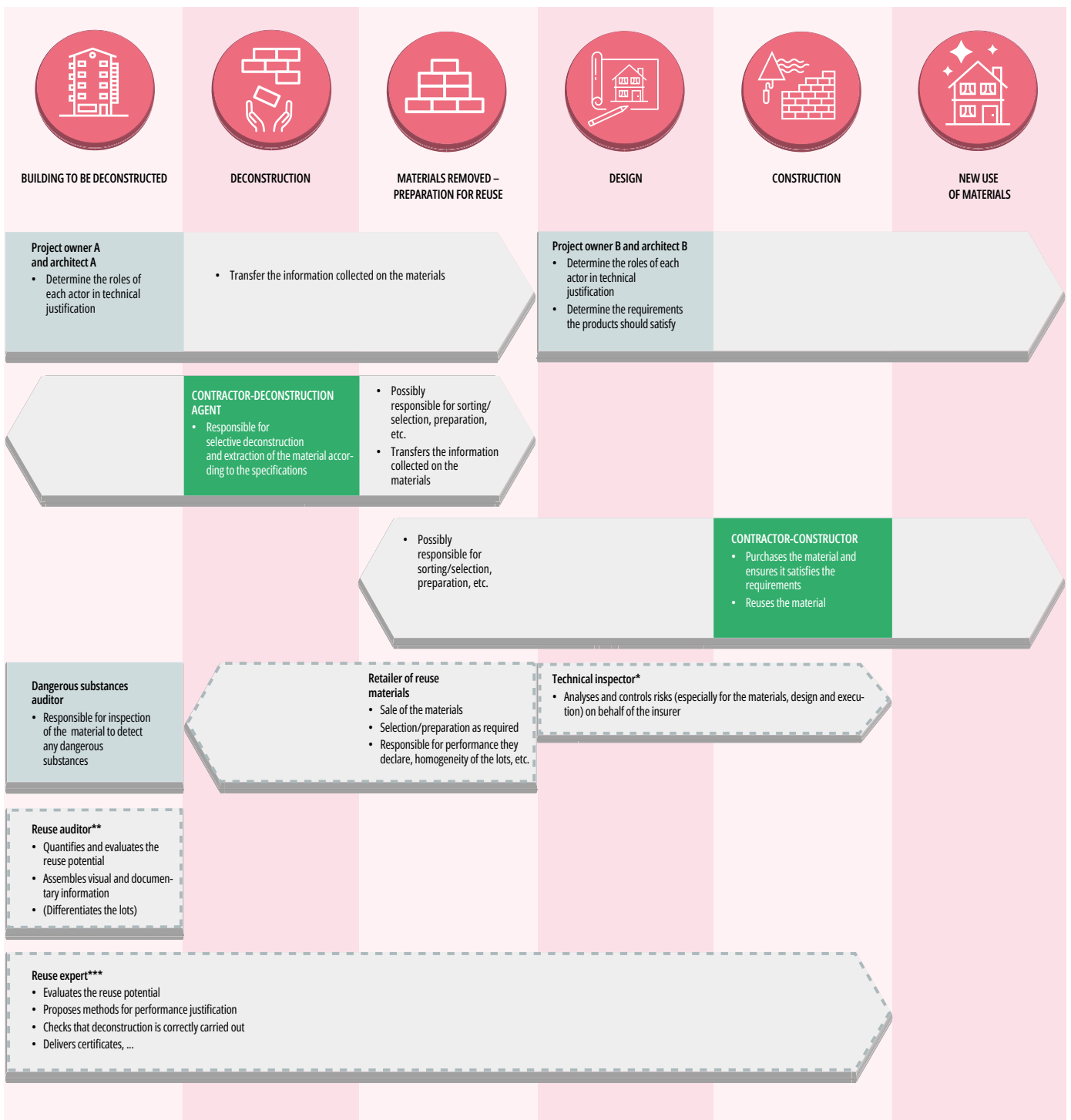
(See chart on next page.)

Managing risks and insuring the reused materials

Insurability is sometimes considered one of the main brakes to the reuse of construction materials, as this practice is still little developed and the quality framework is not yet adapted. Several types of insurance can be concerned when the insurance of reuse materials or related work is required. For example, this can be insurance for professional liability, decennial liability, control, worksite all-risks, or fire (Heirbaut & Van Dyck, 2023). Contractors are expected to be insured for their decennial liability. Several actions can be set up to remove the obstacle of insurability and have reuse practices insured as required.

■ Understanding the methods of one's insurance and talking to one's insurer

Each insurance policy includes conditions or exclusions. It is important for contractors to be informed about the methods of their insurance, because certain stakeholders may not be insured or not know their cover. (FCRBE, 2022). Talking to insurers and brokers is essential, and, while the premiums sometimes have to be adjusted for the practices considered as risky, it is often possible to negotiate the insurance conditions. Indeed, if the insurer is not informed and damage appears, this can result in partial or total loss of cover and rejection of the liabilities for the insured.



Roles and responsibility during the process of technical justification of the reuse materials

LEGEND:

On light grey ground: Stakeholders not necessarily involved in the process

On dark grey and green ground: Stakeholders generally involved in the process

* According to country, the missions of technical inspectors can vary:

In France, some building types must be submitted to technical inspection to ensure their quality and strength. By taking part in the analysis and control of the risks, they facilitate insurability for complex cases (especially reuse).

In Belgium, insurers can require an independent inspection performed by a control office. Other mission types can also be entrusted (especially by POs) to control offices (such as missions of certification, technical inspection and advice), some of which are given under this diagram in the "Reuse expert" boxes.

** In France, since 1 January 2023, significant building demolition and renovation operations are subject to the requirement for a diagnosis (inventory) called PEMD (products-equipment-materials -waste), enabling the PO to know the potential for reuse, recycling or other valorization of the building. The diagnosis agent can be led to specify or at least propose specification possibilities for the reuse materials, which requires decennial insurance.

***Reuse expertise is still a function being developed. This function can go to design offices, architects, or control offices (in some countries) being specialized in the technical justification of reuse materials, or other actors emerging on the market and proposing suitable services.

■ Identifying the risks

The project team should identify the risks related to the reuse practice, which can be done by referring to a general quality framework (if available), and by involving other professionals in construction, such as project owners, architects, design offices, inspection offices¹⁸, contractors, research organizations, knowledge centres, etc (Heirbaut & Van Dyck, 2023).

■ Managing risks

According to the identification of the risks incurred by the construction team, the project team can then decide if it is necessary or not (if not things for which insurance is mandatory) to take an insurance for the reuse practice in question, according to the risk management strategies set up (FCRBE, 2022), (Heirbaut & Van Dyck, 2023). There are several approaches according to the perceived risks:

- Coverage of the risks by the project owner, who finds them acceptable. An insurance is not taken (if not mandatory).
- Delegation of the risks to the contractor, to a subcontractor of the contractor, or to a supplier, who accepts bearing the risk, by means of additional guarantees (e.g. materials will be replaced if defective). An insurance policy is not taken out (if not mandatory).
- Resolution of the risks by adapted design (for example by adapted design or by evaluating performance). An expert or another stakeholder may be asked to take on part of the liability.
- Negotiation with the insurer to modify the terms of the insurance (negotiation of the premiums). A control office will monitor the elements.
- The choice of an alternative which does not have an insurability problem.

■ Controlling the risks

The insurer's main concern is to identify whether the risks are controlled by the project actors and what are the financial issues. This will enable validation of whether the reuse practices can or cannot be insured, and under what conditions. They will be receptive to different ways of ensuring the quality of the reuse practice (Heirbaut & Van Dyck, 2023):

- Satisfying a general quality framework (if available), such as standards, technical approval, quality labels, technical specifications, quality certificates.
- Satisfying an external quality framework, such as evaluation by an expert, a certification organization or a control office¹⁹, evaluation through test reports performed in accredited labs, etc.
- Satisfying an internal quality framework, by proving internal knowledge and skills, or by demonstrating that processes are set up to reduce the risks.

E. How do you build with reuse materials in practice?

After their preparation and reconditioning (see 4), most reuse materials can be implemented in ways generally similar to new materials, thus requiring the same skills from contractors. However, it should be noted that in some specific cases, their installation can require special knowhow and require certain specific precautions. In general, you should refer to European and national standards for the products and to best practices in force (or installation standards).

Firstly, it is crucial to check that the elements intended for reuse have been **correctly prepared**, that they are in **good condition** and that a **margin of additional materials** has been planned. It will be necessary to plan for sufficient surplus of reuse materials, even more so if the supplier is not able to guarantee absolute homogeneity or good condition of the lots. This surplus must also be planned for any cutting out (as for new materials), and to ensure later replacement or repair of some parts.

Some old materials can require **techniques or knowhow** that are not always current among artisans of the construction sector. In these cases, it can be necessary to involve specialists or to train personnel in the field. Additionally, **compatibility** between the reuse materials and the other construction elements can also raise issues. In some situations, it can be necessary to adapt the other materials for good overall compatibility.

Raised access floor systems are made up of several types of elements. Generally, only the slabs are reused. Therefore the sub-structure elements (jacks and crosspieces) and other compatible accessories have to be found.

^{18,19} As indicated in 6.c, definition of the role that control offices can take can vary according to countries.



Reuse of raised access floor slabs with new jacks
 © Mobius - Marie Moroté

The use of unusual materials, specific brands or for which information is missing can also require **awareness, training or the development of new skills**. For example, some professionals can be used to working with specific brands and then have to be trained to install the products of other brands. It is also possible that installation manuals are missing, which can require **preliminary research**.

It can be necessary **to adapt the methods of use** to take account of the particularities related to reusing materials, especially because of some uncertainty about their characteristics, such as less precise dimensions or greater tolerances than those for new materials.

- The company Batiterre supplied and installed reclaimed
- glazed wall partitions for a project in Brussels. Despite
- Batiterre's warning, an adjacent fixed wall partition had
- already been built before the reclaimed elements arrived,
- based on their measured dimensions. In the absence
- of technical data sheets, these dimensions were not
- sufficiently precise, and the newly built wall partition
- had to be dismantled to be adapted and reassembled
- to be compatible with the dimensions of the removable
- partitions. It is therefore a question of taking into
- account the specificities linked to reuse to organize work
- differently.



© Buildwise

Finally, as far as possible, it is recommended **to plan for the removability** of elements during construction, which will facilitate their later reuse.

- For example, there are different types of fixing for carpet slabs. Modular or non-glued slabs are easier to remove. Innovative fixing systems such as repositionable adhesives help to hold carpet slabs that cannot be laid loose (Rotor, 2021).

- The reuse of floor finishing materials, such as **tiles** or **carpet slabs**, does not differ at all from new materials, if they are well prepared and cleaned. They are suited to the same variety of laying methods, patterns and appliances or layout.

- However, **floor tiles** having residual traces of mortar on the underside will be limited to laying in fresh screed or mortar on stabilized sand bed or hardened support, in order to allow for thickness differences. Wall tiles also having irregularities should be laid on conventional laying mortar, rather than adhesive mortar or an adhesive. Similarly, any presence of residual mortar on the edges can affect the nominal dimension of the joints as well as their colour and composition.

- Finally, colour variations are possible, for **tiles, stone elements** as for **carpet slabs**. These variations can be due to the original exposure. According to the effect required, it is recommended to mix tiles when laying (Rotor, 2021).

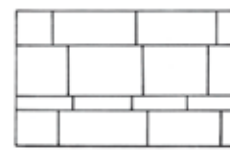
- It is also possible to demonstrate creativity and alternatives techniques of construction with reuse materials. In the example illustrated below, the tiled floor of a grocery was produced using tile debris.

- Similarly, if natural stone floor covering slabs have irregular dimensions, the layout can be adapted to these more irregular elements, such as an opus incertum, or a format allowing for example a free length and variable width.



Opus incertum

© Rotor asbl



Free length and variable width

© Rotor asbl



© Doorzon



- To increase the chances of finding the offer available on
- the market, one idea is to accept different lots of tiles or
- carpet slabs to distribute them in an organized way in
- the building, or, to make a patchwork in some spaces.
- Of course this should not harm the overall performance,
- and you should check that all the lots satisfy the technical
- requirements and have similar characteristics.



Patchwork of cement-based tiles,
AUXAU architecture workshop

© F. De Ribaucourt

A hand is shown holding a piece of white paper against a background of a torn paper effect. The background is a solid dark red color, and the torn paper effect is a jagged, irregular white shape that appears to be peeling away from the red surface. The hand is positioned in the lower-left corner, with fingers spread, holding the paper. The paper is slightly wrinkled and has a soft shadow on the red background.

7.

How are the costs of reclamation and construction with reuse materials estimated?

It is often heard said that deconstructing rather than demolishing, or constructing with reuse materials rather than with new materials costs more. However this is not always the case. Clearly this depends on the types of materials, and on many other factors.

You should, to offer a correct price for a call for tenders, or to propose a reuse alternative to a project owner, carry out a cost/benefit analysis of the reuse.

For this you should clarify what steps have to be carried out by the company. For example, will it be necessary to prepare the materials for reuse or will this be done by the supplier? It is also important to compare comparable things,

especially for construction with reuse materials, allowing for example the quality of the materials and the patrimonial value. Thus, it is not relevant to compare the costs of solid oak reuse parquet with those of new glue-down parquet.

In the case of purchasing materials from a supplier, or for reselling materials after deconstruction, it is generally the **cost of the supply** (or the **profit related to the sale**) that will be the main factor to tip the balance. The price of reuse materials on the professional market can differ somewhat from the price of new materials. Reuse materials are not a watertight category. There are several cases:

| POINT OF COMPARISON: CURRENT NEW MATERIAL | EXAMPLES | CONSEQUENCE FOR REUSE |
|--|--|--|
| No current equivalent | Old materials, rare or depleted materials, materials with high cultural value... | The prices of reuse elements on the market tend to be high. |
| New equivalent rather expensive | Technical equipment, high-performance materials, top end materials... | The price of reuse elements on the market is often comparatively less expensive (but additional steps may be necessary before implementation). |
| Cheap new equivalent | Low level materials, mass produced industrial materials... | The reuse elements are generally more expensive and not competitive (except special cases). |

The cost of the supply or the profit realized on sale however is not the only factor to consider when carrying out the cost-

benefit analysis of a reuse operation. The following pages include a non-exhaustive list of criteria to be considered.

The general costs and benefits from removal to reuse

COSTS

Labour (specialized)

In some cases, removal, preparation or installation of reuse materials (specific or old, for example) can require specialized skills or knowledge from contractors. This can entail extra costs related to training or the subcontracting of qualified personnel. Some project owners themselves require these costs to be estimated, by asking for separate prices for the supply and fitting, in order to identify any substitutions during the work (e.g. a lot of new materials replaced by reuse). This enables greater transparency between companies and their customers.

Adaptation of processes and practices

Whether careful removal, preparation for reuse or construction with reuse materials, these operations can require adjustments in the processes and practices of construction and demolition companies. This can include changes in the planning, coordination, logistics and even the practices of deconstruction and implementation. The adaptation of these processes can entail extra costs, such as consultation expenses to optimize the processes or adjustments of existing work methods. Research and tests about methods of removal, preparation or implementation adapted to the materials can also be necessary.

Additional logistics

The costs related to logistics sometimes have to be paid by the contractor company, if it is responsible for storage and transport. These costs vary according to the types of elements (dimensions, fragility, etc.). If the materials do not immediately find a buyer after their removal, or if they are acquired before construction, (e.g. if an opportunity occurs) it can be necessary for the contractor to store them. This can lead to extra costs related to the transport and hiring or storage places.

Justification of the technical quality of materials

Before implementing reuse materials, it is sometimes necessary to justify their technical performance, to match the requirements of the specifications and to ensure the reliability and durability of the materials. Some evaluation requires few means, while others can be more costly, like the performance of lab tests. It can also be necessary to engage a reuse expert, a design or control office to specify the procedures to follow. Justification is generally required at the time of construction, but some steps and information can (and should ideally) be required when removing and preparing for reuse.

Traceability requirements

Some proofs of origin of the materials, and the steps they employ can be required from the contractor, for different steps (reclamation of materials or supply of reuse materials). Administrative work then has to be carried out to gather these proofs.

BENEFITS

Development of skills

Working with reuse materials can require specific skills for the reclamation, preparation, evaluation and installation of these materials. By encouraging workers to acquire these skills, the company can gain several advantages:

- opening to commercial opportunities in the future.
- acquiring a competitive advantage in calls for tender that value relevant experience or which set reclamation and reuse targets.
- anticipating regulatory changes which increasingly stress circular practices.

Service diversification

The experience and skills acquired can allow a company to diversify its services. It can be able to offer solutions for deconstruction, renovation and/or durable construction, give advice about the reuse of materials or even position as an expert in the field of durable construction. This can lead to new sources of revenues and to competitive differentiation on the market.

Company image valorization

Durable environmentally-friendly construction is increasingly valued by customers and consumers. By opting for reuse materials, a (de) construction company can improve its image as a socially responsible company. This can attract customers sensitive to these values and new projects.

Costs and benefits specifically linked to careful disposal

| COSTS | BENEFITS |
|---|--|
| <p>Identification of the reuse potential and searching for buyers If the reclamation of the materials is at the initiative of the contractor, they will have to evaluate whether the elements have a potential for reuse, and resale (if targeted). Then it will be necessary to produce a reuse inventory and consult the reuse market to find buyers. This can entail additional costs related to the time spent on these activities.</p> <p>Removal time and labour The reclamation of reuse materials can require more time and labour than conventional demolition. You must proceed with care to remove and reclaim materials without damage. This can entail additional costs for labour and project planning.</p> | <p>Sale of reclaimed materials In the case of selling reclamation materials, if the materials belong to the contractor responsible for their removal, they can get the benefits from selling off the materials. Some can be sold to specialized suppliers, to project owners or other companies. The sale price will vary according to many factors, in particular market demand.</p> <p>Reduction of waste management costs By removing and reclaiming materials, the company reduces the amount of waste produced, which can result in substantial savings in the costs of waste management.</p> |

Costs and benefits specifically linked to preparation for reuse

| COSTS | BENEFITS |
|---|--|
| <p>Sorting and preparation for reuse Before being reused, reuse materials must be sorted, cleaned and possibly repaired, treated or reconditioned. Sometimes, it is necessary to search for or produce missing or worn components. These activities can entail additional costs for labour, equipment and time. They will be either in the charge of the company doing the removal and resale, or in the charge of the company doing the construction.</p> | <p>Value of the work According to the circular economy model, the value produced is no longer just linked to the resale value but more to the impact on the management of resources and the work carried out. So it is possible to find benefits by anticipating circular models where it is no longer the extraction of materials producing goods which creates prosperity, but rather the work used to conserve existing goods.</p> |

Costs and benefits specifically linked to construction with reuse materials

COSTS

Searching for materials and coordination

Searching for and locating reuse materials can take time and require additional efforts. This can produce indirect costs such as extra work hours, watching to remain aware of the arrival of lots on the market, travel costs or consultation with specialists to find the required materials.

Adjustments and adaptations of materials

Reuse materials can require adjustments or adaptations to integrate them correctly in the project. Even after having been prepared for reuse, some types of material can require additional adjustments, such as cutting, modifications or adjustments to ensure their compatibility with the other construction elements, which differs from certain new materials that can be ordered "tailor-made". This work can affect the time required for implementation.

Insurance and liability

When reuse materials are being used in construction, there can be additional considerations in terms of insurance and liability. Insurers can evaluate differently the risks related to using these materials, which can entail higher premiums or specific requirements for insurance coverage.

BENEFITS

Reduction of procurement costs

In some cases, reuse materials can be obtained at lesser cost from specialized suppliers. If the materials are obtained from another worksite, the balance can also be more interesting than purchasing new materials (to be calculated according to the costs-benefits related to removal and preparation for reuse). In the case of reuse in situ, the procurement costs can even be considered as zero.

Reduction of transport costs

Reuse generally makes no sense (environmental and economic) unless it is carried out at local level. Reuse materials are often available locally, which reduces the transport costs associated with procuring new materials. This can produce extra savings, in more isolated regions or large-scale projects requiring a large amount of materials.

Reduction of long-term maintenance costs

If the company is also responsible for maintenance of the materials, it can also gain benefits at this level. Certain high-quality reuse materials can also be durable, even more durable, than some new materials. By using quality reuse materials, a construction company can reduce long term maintenance costs, because these materials have already been proven in terms of resistance and durability. This can produce significant savings by avoiding or reducing frequent repairs or early replacement of materials.

Other factors influencing the cost

Other factors will also have an influence on the company's costs and benefits:

- The presence of very specific requirements, or inversely of **allowed flexibility** in the clauses, can affect the difficulty or not of procuring reuse materials, or to remove and sort them.
- **The size of the lots** of materials can have an impact on the costs. On the one hand, large quantities can allow the contractor to save time thanks to economies of scale on a series of tasks. On the other hand, this can be a challenge for the company which has to procure homogeneous lots of materials.
- **The company's experience** in reuse material can affect the related costs. A company which is starting in reuse must devote more resources to finding best practices, to training and coordination, unlike an experienced

company which also benefits from a well-established network. It should be noted that the time required in the first experiences of reuse do not necessarily reflect the time required afterwards. As the company acquires experience and develops its skills and networks, the processes become more efficient, thus reducing the related times and costs.

- **The potential for future replicability**, which depends on the type of operation and the material concerned, can motivate a company to invest time and resources.

Detailed analysis of the benefits and costs specific to each project is therefore essential for making an informed decision on reclamation and construction with reuse materials and making a correct price offer. This estimate can be refined as the company acquires experience.

Estimated selling prices of reuse materials

The figures below, based on material sheets produced in the FCRBE project during 2019-2021, can help to establish

- a price offer for **the removal** of certain materials. These sheets also give indicative prices (ex-tax) **for the supply** of the materials below. These prices vary according to the condition, model, and quantities available.

| TILES | YIELD FROM REMOVAL | COST OF REMOVAL | CLEANING SERVICE | SALE PRICE OF UNCLEANNED MATERIALS | SALE PRICE OF CLEANED MATERIALS | TREATMENT OF PROTECTION AND FINISHING | SALE PRICE OF NEW PRODUCTS |
|---------------------------|--|--------------------------|--------------------------|------------------------------------|---------------------------------|---------------------------------------|----------------------------|
| Unglazed porcelain tiles | ~15 m ² of tiles in good condition/person.day ²⁰ | 15 - 25 €/m ² | 25 - 35 €/m ² | 25 - 50 €/m ² | 50 - 85 €/m ² | | |
| Earthenware wall tiles | | 15 - 25 €/m ² | | | 25 - 50 €/m ² | | |
| Cement based tiles | ~15 m ² of tiles in good condition/person.day ²¹ | 25 - 50 €/m ² | | | 55 - 125 €/m ² | | |
| Unglazed terracotta tiles | | 15 - 25 €/m ² | | | 50 - 90 €/m ² | 8 - 16 €/m ² | 25 - 90 €/m ² |

| STONE SLABS | SALE PRICE OF REUSE MATERIALS ²² |
|--|---|
| Natural stone floor covering slabs | |
| Natural stone floor covering slabs - sandstone | 50-150 €/m ² |
| Natural stone floor covering slabs – blue stone | 100-150 €/m ² |
| Natural stone floor covering slabs - slate | 50-200 €/m ² |
| Natural stone floor covering slabs – white limestone | 120 – 300 €/m ² |
| Fragments of broken slabs | 10 - 30 €/m ² |
| Natural stone wall covering slabs | |
| Random shape slabs in Bourgogne stone (thk. 2 - 4 cm) | ~ 20 €/m ² |
| Red granite slabs | ~ 50 €/m ² |
| Paloma marble slabs (thk. 3 cm) in good condition, different sizes | ~ 120 €/m ² |
| Belgian bluestone slabs (thk. 3 cm) in good condition, different sizes | ~ 160 €/m |
| Carera marble slabs (87 × 84 × 5 cm), possible scratches and small chips, traces of angle grinder on rough edges | 40 -110 €/m ² |
| Natural stone sills | |
| Stone cutting | ~ 40 €/m |

| OFFICE ELEMENTS | SALE PRICE OF REUSE MATERIALS | SALE PRICE OF NEW PRODUCTS |
|----------------------------------|--|--|
| Carpet slabs | 3 - 15 €/m ² | The price of reuse materials corresponds to some 30% of the new price. |
| Raised access floor slabs | 10 – 20 €/m ² (no jacks or crosspieces) | The price of reuse materials corresponds to some 85% of the new price. |

²⁰ This rate includes installation, logistics and the breakage percentage. It varies according to tile size, degree of attachment of mortar, building configuration, contractor's experience, etc.

²¹ This rate includes installation, logistics and the breakage percentage. It varies according to tile size, degree of attachment of mortar, building configuration, contractor's experience, etc.

²² Depends on availability of the format, type of stone, and degree of sorting and cleaning required.



8.

Conclusions

Reclamation or construction with reuse materials requires an adaptation of the practices of construction companies. Several key points can facilitate this transition:

Reuse of materials often requires a longer **a period of preparation**, mainly related to the search for buyers or suppliers and longer deconstruction times. It is essential to allow this in the planning and to prepare the various steps in advance.

Several actors can intervene between removal and construction and **the responsibility** of the contractors can vary. It is a matter of checking that the mission entrusted to one's company has been clearly defined by the project owner and being aware of the various implications, such as logistical issues, preparation for reuse or verification of fitness for use.

Good collaboration between the various actors involved will greatly facilitate the operations. It is essential to establish solid partnerships and to favour early open communication between the stakeholders. This helps to share knowledge, identify best practices and solve any problems collectively. With experience, the company can create its network with other reuse actors: professional suppliers, and other construction or demolition companies. This will especially facilitate the sale or search for materials.

While this can require initial time and effort, it is important to consider the reuse of materials as an **investment for the company's future**, given the coming regulatory changes. It is crucial to learn from one's own experiences, and to contact other actors of the field who can provide their assistance and services.

Bibliography

1. **Susie Naval, Rotor.** *FutuREuse. Produit ou déchet ? Critères pour le réemploi.* 2021.
2. **Rotor asbl.** Matériaux. *Opalis.* [En ligne] <https://opalis.eu/fr>.
3. **Rotor vzw/asbl.** *FCRBE - Reuse Toolkit - Dalles de moquette.* 2021.
4. **Rotor vzw/asbl.** *Vademecum pour le réemploi hors-site - Comment extraire les matériaux réutilisables de bâtiments publics ?* 2015.
5. **Rotor vzw/asbl.** *FCRBE - Reuse Toolkit - carreau en grès cérame non émaillé.* 2021.
6. **Rotor vzw/asbl.** *FCRBE - Reuse Toolkit - Dalle de revêtement de sol en pierre naturelle.* . 2021.
7. **Rotor vzw/asbl.** *FCRBE - Reuse Toolkit - Plancher surélevé à accès libre.* 2021.
8. **Billiet, Lionel et Seys, Sophie.** *Extraire les matériaux réutilisables de bâtiments publics. Des produits à démonter dans le cadre d'un marché public de services, d'une vente ou d'une donation, A.P.T. 2016/1.* pp. pp. 1-25.
9. **Rotor vzw/asbl.** *FCRBE - Reuse Toolkit - Carreau à base de ciment.* 2021.
10. **Rotor vzw/asbl.** *FCRBE - Reuse Toolkit - Carreau de faïence murale.* 2021.
11. **Rotor vzw/asbl.** *FCRBE - Reuse Toolkit - Carreau en terre cuite non émaillé.*
12. **Rotor vzw/asbl.** *FCRBE - Reuse Toolkit - Tablettes en pierre naturelle.* 2021.
13. **Heirbaut, S. N. et Van Dyck, K.** *Onderzoeksrapport Verzekerbaarheid Circulair Bouwen.* 2023.
14. **Interreg FCRBE - D1.5 Workshop n°1 : assurance et réemploi - meeting minutes.** 17 novembre 2022.
15. **Interreg FCRBE - D1.5 Workshop n°2 : assurance et réemploi - meeting minutes.** 29 mars 2023.